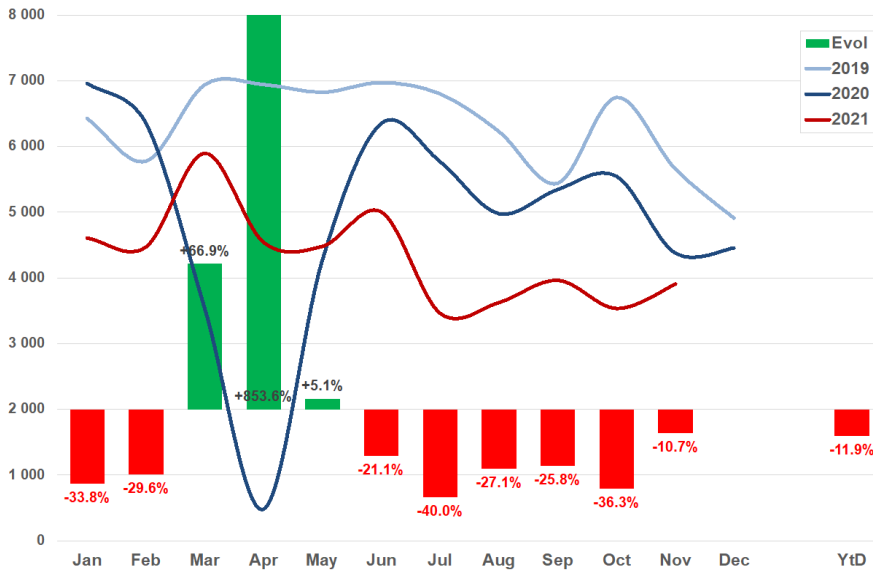
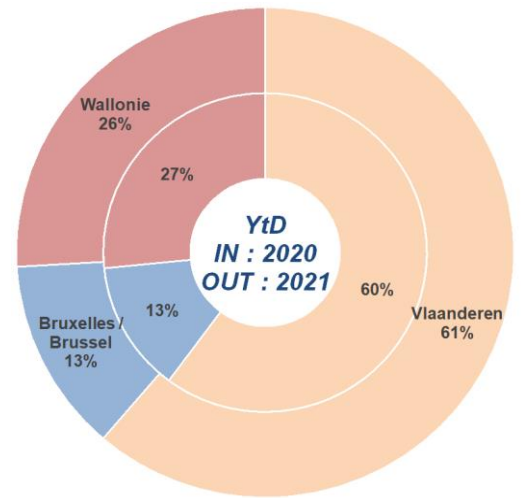


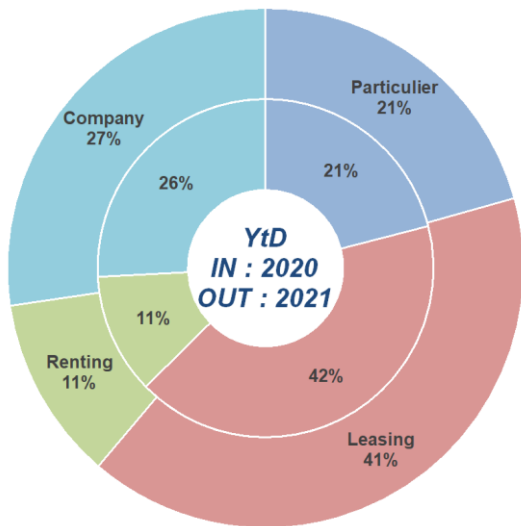
Marché – Markt



Par région – Per regio

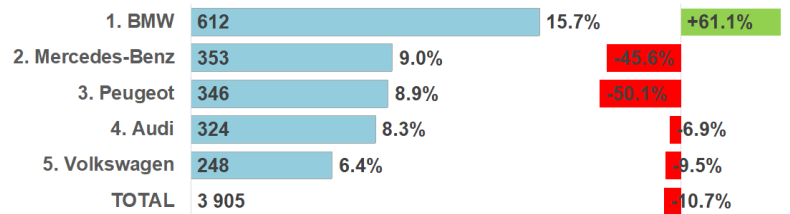


Par type – Per type

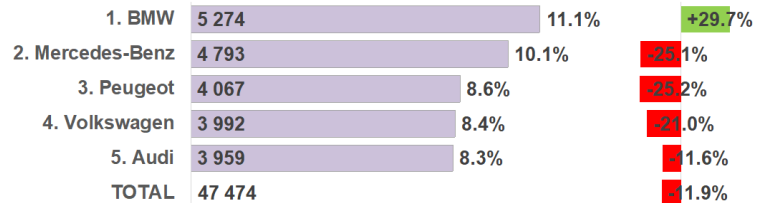


Par marque – Per merk

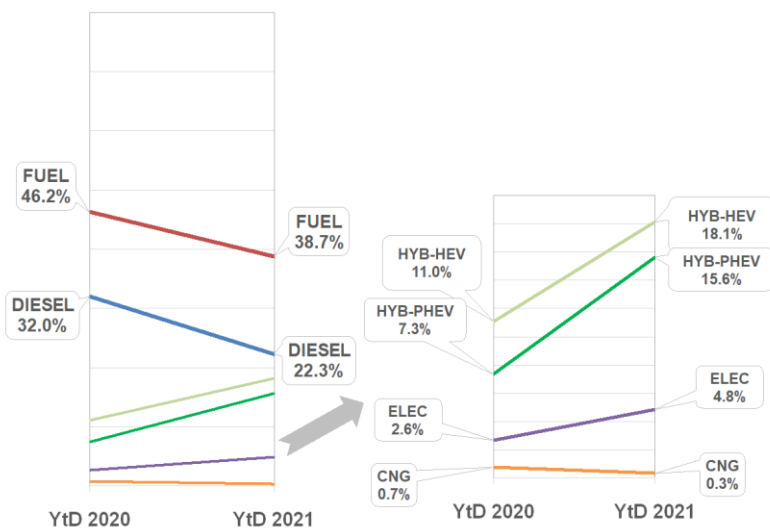
Mois / Maand



Year to Date



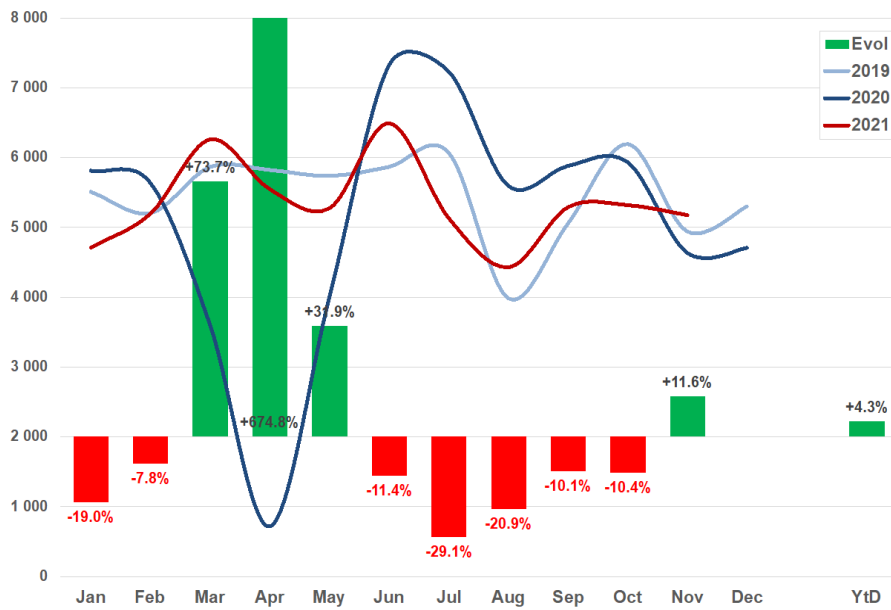
Par carburant – Per brandstof



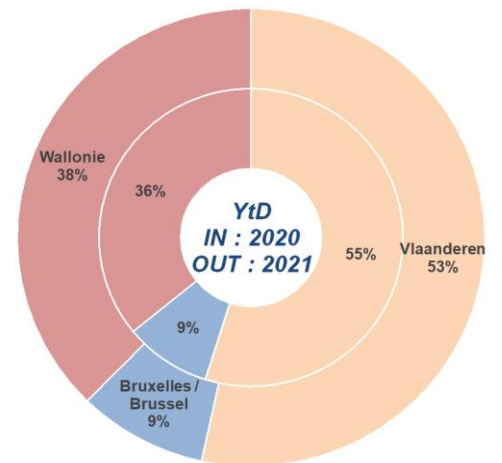
Par émissions CO2 – Per CO2 uitstoot



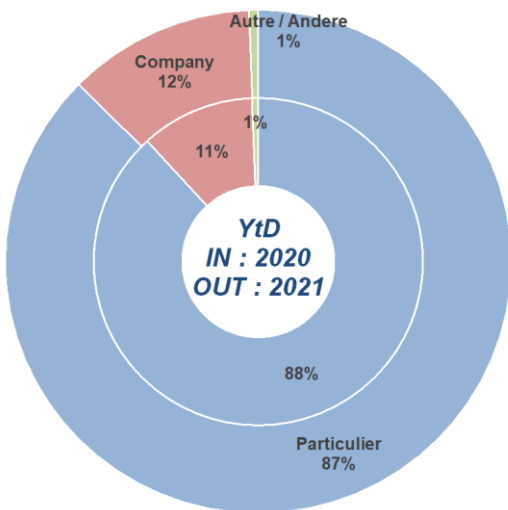
Marché – Markt



Par région – Per regio



Par type – Per type



Par marque – Per merk

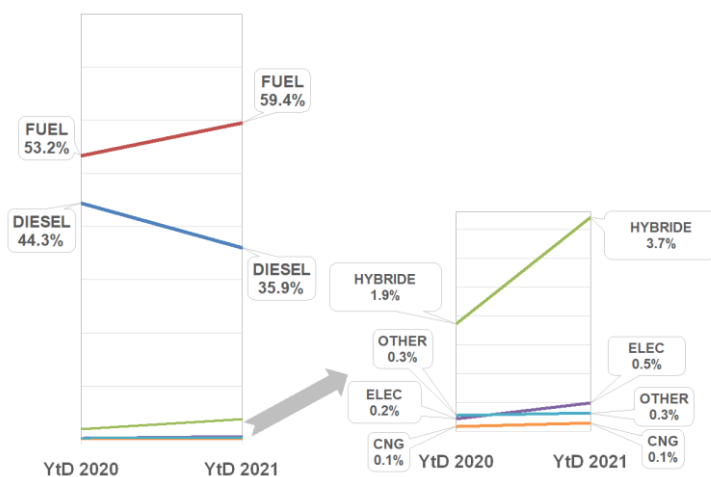
Mois / Maand

Rank	Brand	Volume	Share	% Change
1.	Volkswagen	760	14.7%	+18.8%
2.	Renault	444	8.6%	+5.7%
3.	BMW	427	8.3%	+23.4%
4.	Peugeot	388	7.5%	+14.5%
5.	Citroen	387	7.5%	+13.8%
TOTAL		5169		+11.6%

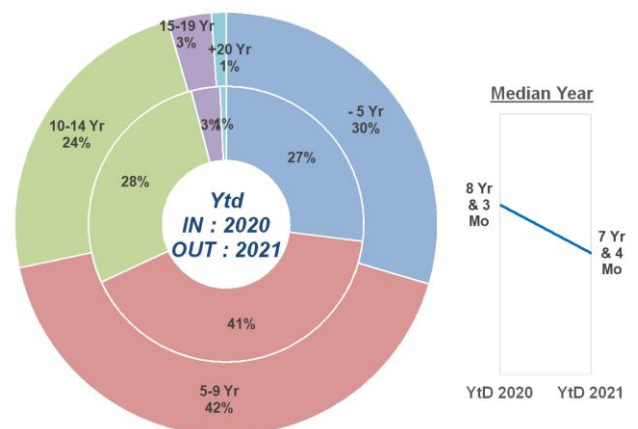
Year to Date

Rank	Brand	Volume	Share	% Change
1.	Volkswagen	8280	14.1%	+7.4%
2.	Renault	4925	8.4%	-2.1%
3.	BMW	4547	7.7%	+7.2%
4.	Mercedes-Benz	4438	7.6%	+4.6%
5.	Peugeot	4388	7.5%	+6.4%
TOTAL		58751		+4.3%

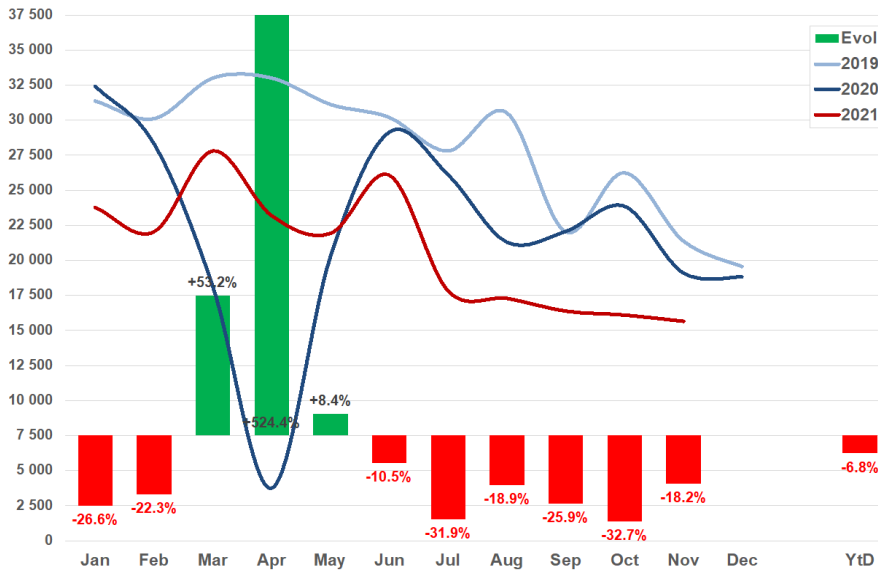
Par carburant – Per brandstof



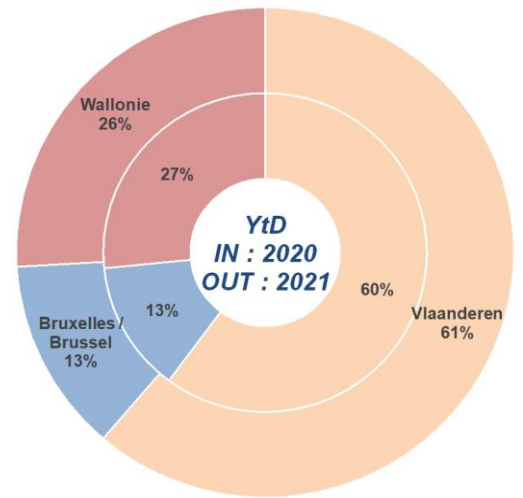
Par âge – Per leeftijd



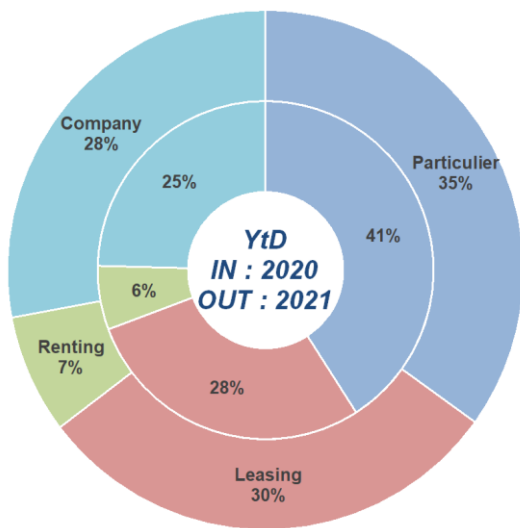
Marché – Markt



Par région – Per regio



Par type – Per type



Par marque – Per merk

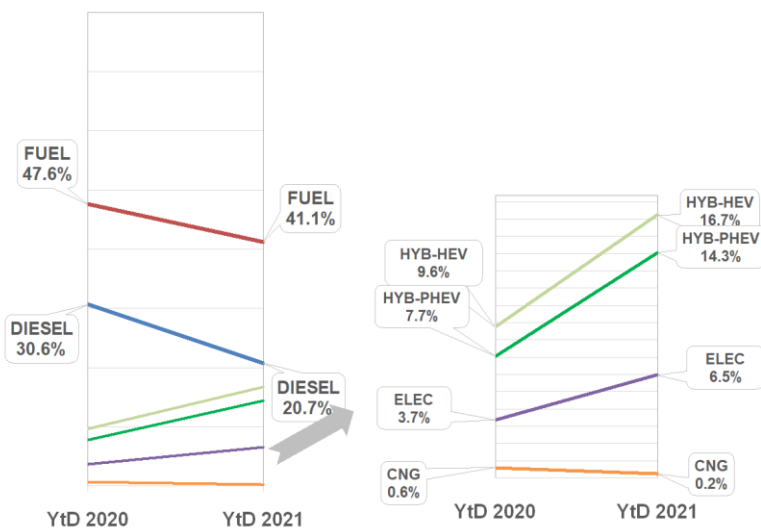
Mois / Maand

1. BMW	1 766	11.3%	-24.8%
2. Mercedes-Benz	1 473	9.4%	-16.7%
3. Audi	1 391	8.9%	-22.5%
4. Peugeot	1 357	8.7%	-22.6%
5. Volkswagen	1 255	8.0%	-9.9%
TOTAL	15 604		-18.2%

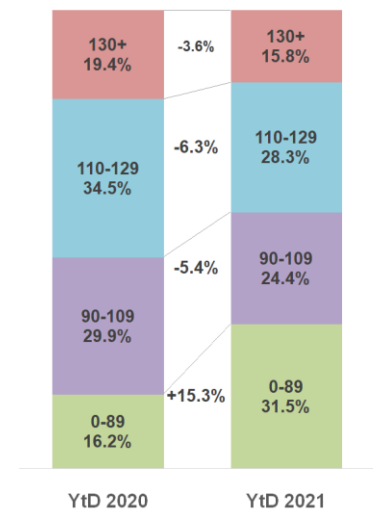
Year to Date

1. BMW	26 262	11.5%	+10.5%
2. Volkswagen	21 350	9.4%	-8.2%
3. Audi	18 177	8.0%	+8.8%
4. Mercedes-Benz	17 804	7.8%	-4.8%
5. Peugeot	15 316	6.7%	-9.4%
TOTAL	227 656		-6.8%

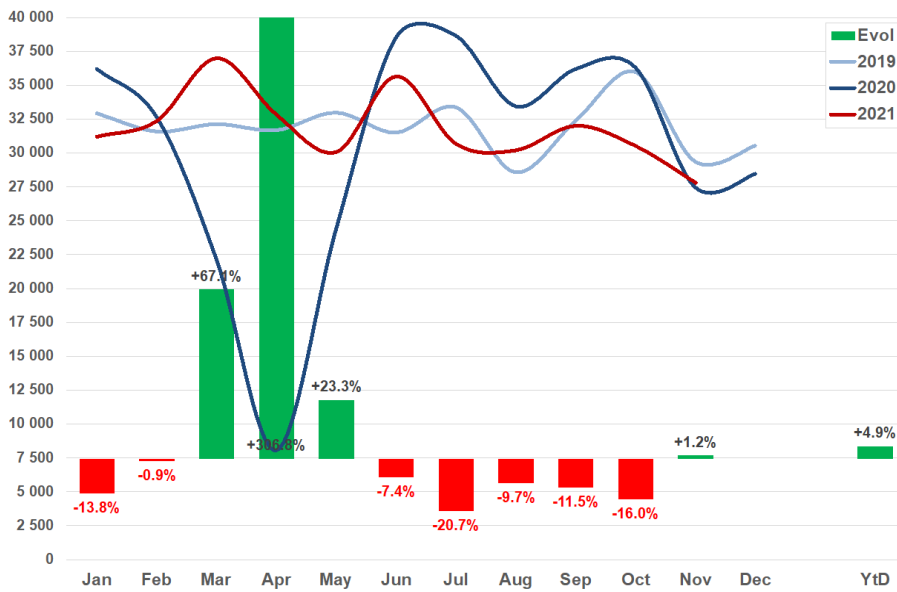
Par carburant – Per brandstof



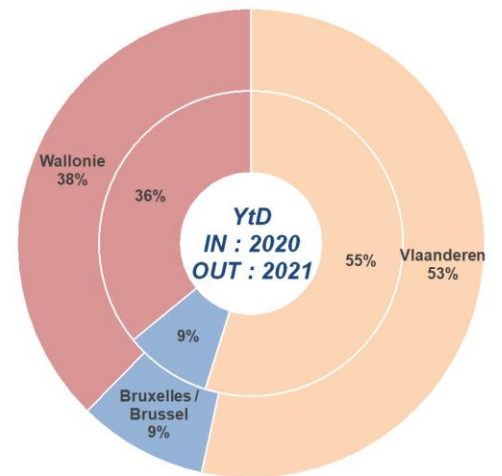
Par émissions CO2 – Per CO2 uitstoot



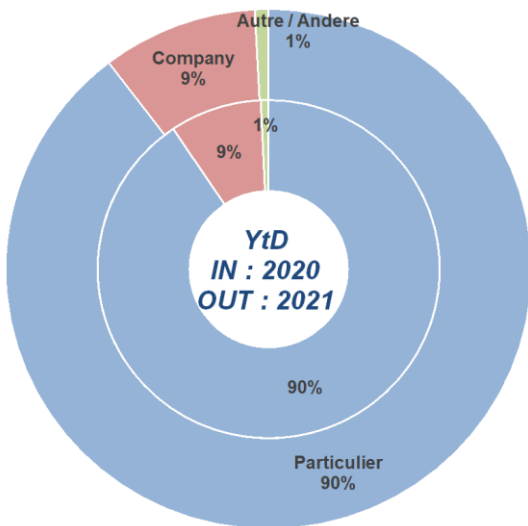
Marché – Markt



Par région – Per regio



Par type – Per type



Par marque – Per merk

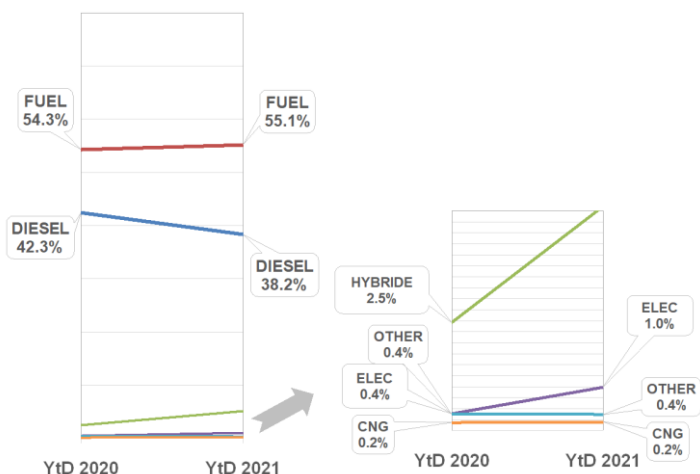
Mois / Maand

Rank	Brand	Volume	Share (%)	Change (%)
1.	Volkswagen	3 013	10.8%	-0.0%
2.	BMW	2 911	10.5%	+2.6%
3.	Opel	2 437	8.8%	+9.3%
4.	Mercedes-Benz	2 320	8.3%	+2.6%
5.	Ford	1 802	6.5%	-3.7%
TOTAL		27 804		+1.2%

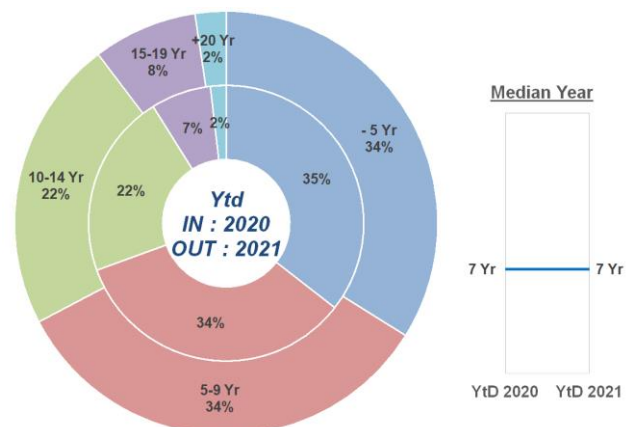
Year to Date

Rank	Brand	Volume	Share (%)	Change (%)
1.	Volkswagen	37 953	10.8%	+5.5%
2.	BMW	36 232	10.3%	+7.2%
3.	Mercedes-Benz	30 374	8.7%	+6.5%
4.	Opel	29 119	8.3%	+3.7%
5.	Ford	23 223	6.6%	+0.9%
TOTAL		350 249		+4.9%

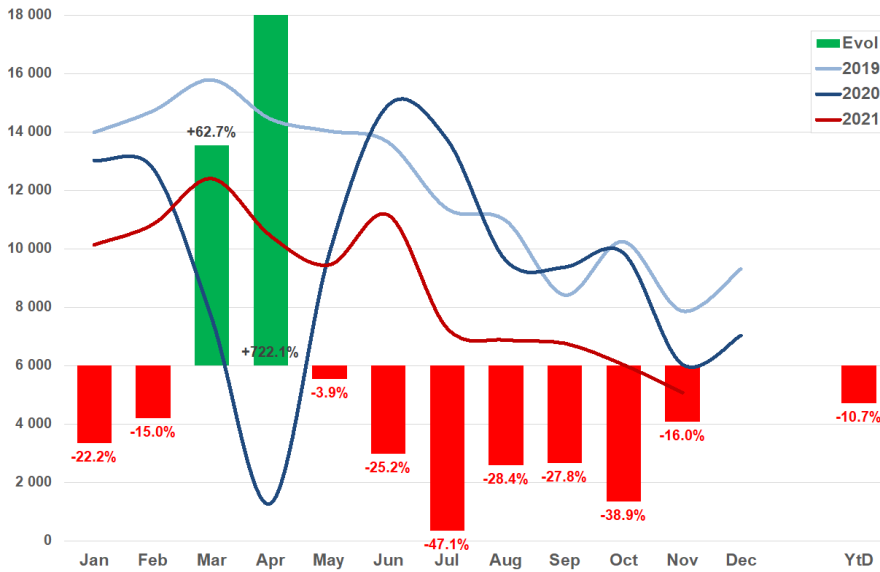
Par carburant – Per brandstof



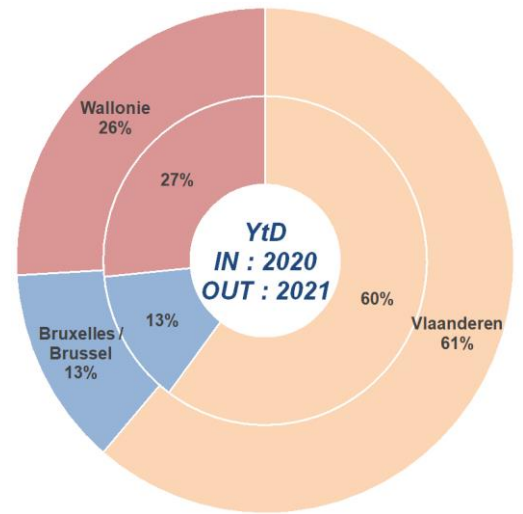
Par âge – Per leeftijd



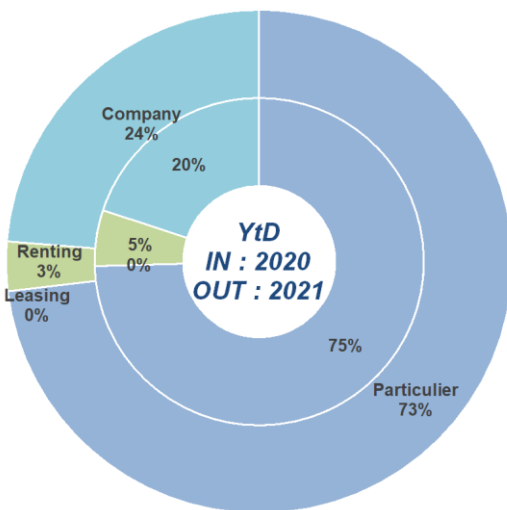
Marché – Markt



Par région – Per regio

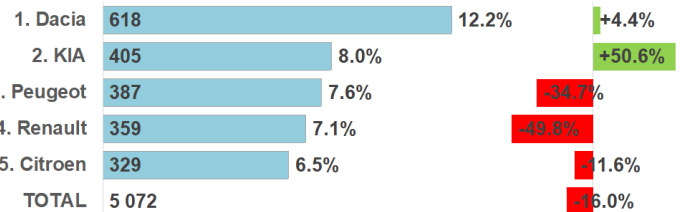


Par type – Per type

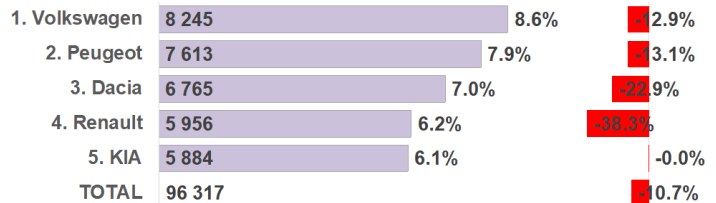


Par marque – Per merk

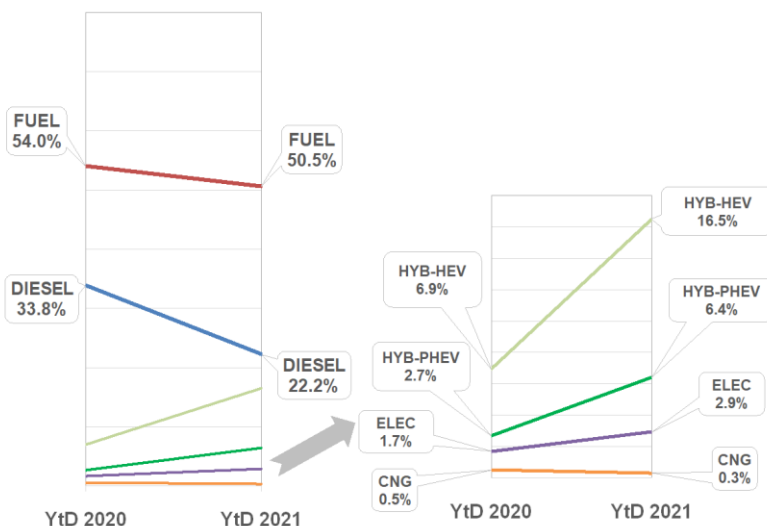
Mois / Maand



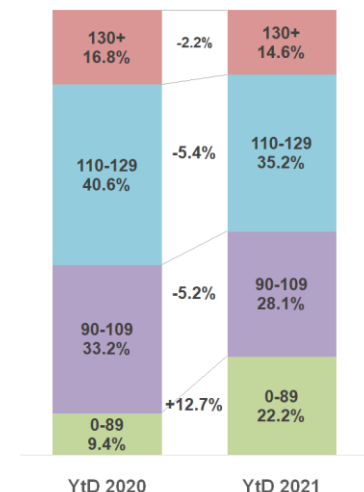
Year to Date



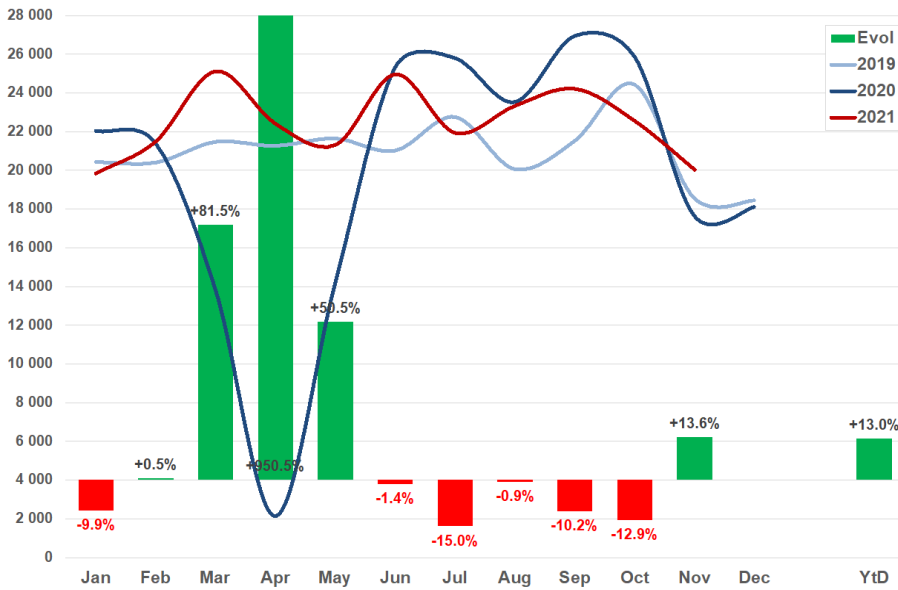
Par carburant – Per brandstof



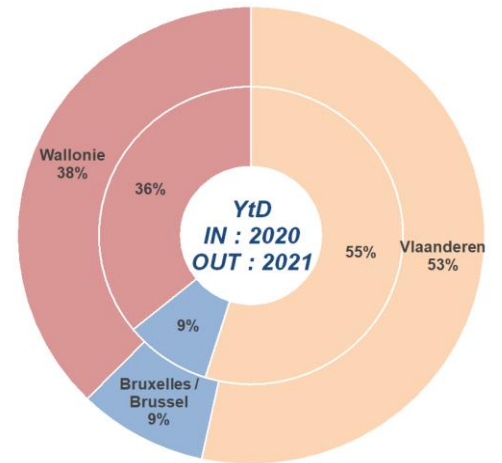
Par émissions CO2 – Per CO2 uitstoot



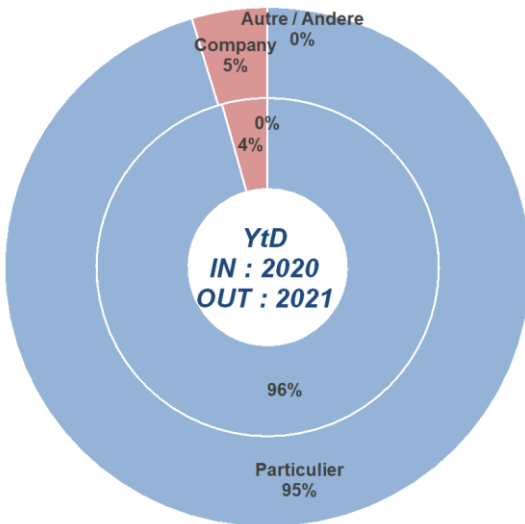
Marché – Markt



Par région – Per regio



Par type – Per type



Par marque – Per merk

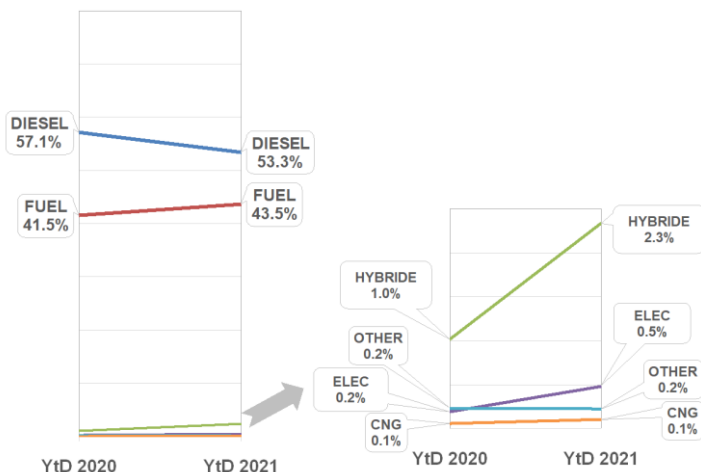
Mois / Maand

Rank	Brand	Volume	Share	% Change
1.	Volkswagen	2 670	13.3%	+10.4%
2.	BMW	1 678	8.4%	+14.5%
3.	Opel	1 530	7.6%	+5.1%
4.	Peugeot	1 422	7.1%	+13.8%
5.	Renault	1 327	6.6%	+12.2%
TOTAL		20 028		+13.6%

Year to Date

Rank	Brand	Volume	Share	% Change
1.	Volkswagen	31 912	12.9%	+10.1%
2.	BMW	21 000	8.5%	+18.8%
3.	Opel	18 165	7.4%	+9.0%
4.	Peugeot	17 273	7.0%	+11.3%
5.	Renault	16 290	6.6%	+7.6%
TOTAL		246 974		+13.0%

Par carburant – Per brandstof



Par âge – Per leeftijd

