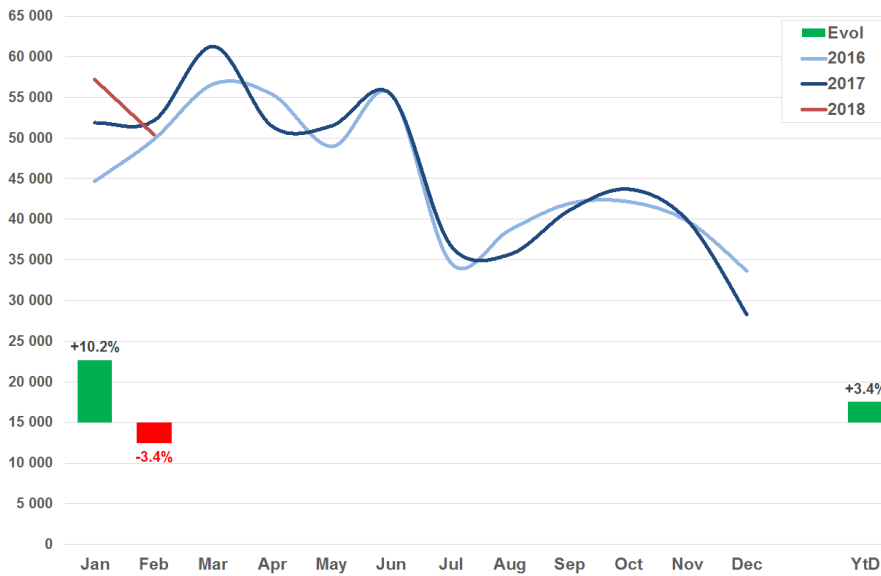
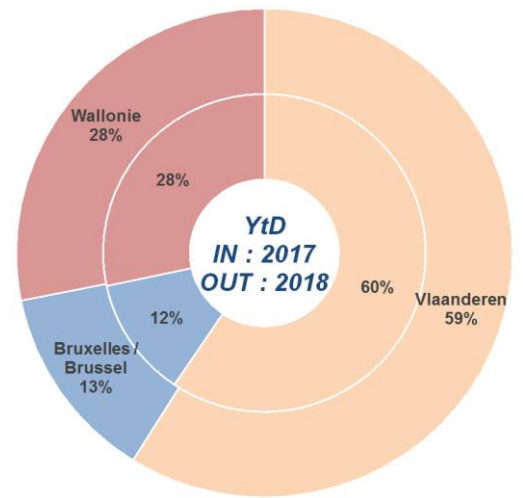


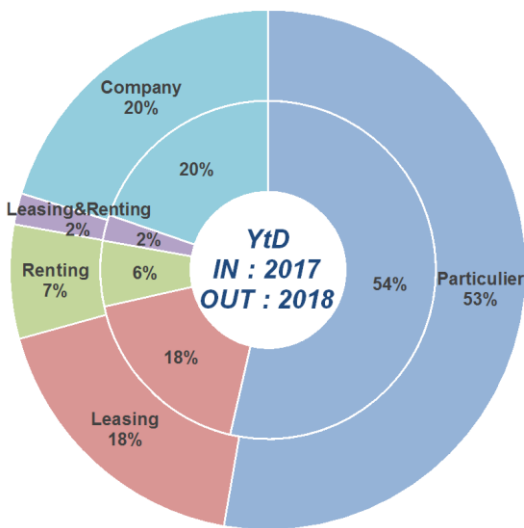
Marché – Markt



Par région – Per regio



Par type – Per type



Par marque – Per merk

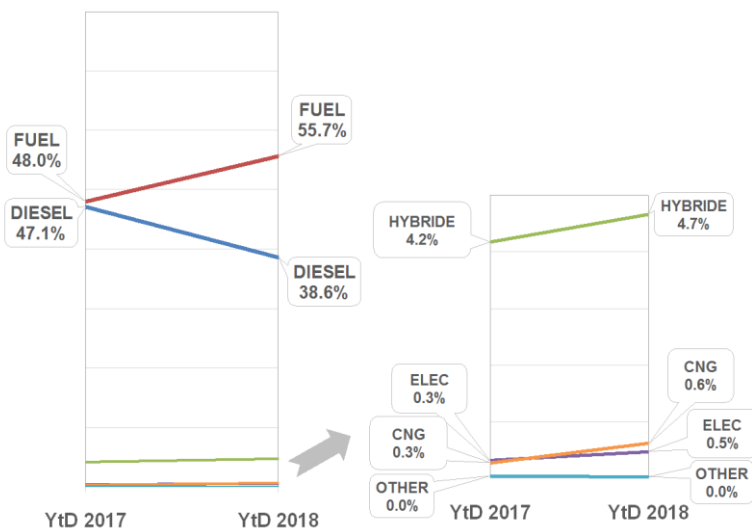
Mois / Maand

1. Volkswagen	4 374	8.7%	+8.7%
2. Renault	4 241	8.4%	-3.6%
3. Peugeot	4 216	8.4%	+0.6%
4. BMW	3 076	6.1%	-3.3%
5. Opel	3 070	6.1%	-23.7%
TOTAL	50 426		-3.4%

Year to Date

1. Volkswagen	9 411	8.7%	+10.2%
2. Peugeot	8 699	8.1%	+8.7%
3. Renault	8 633	8.0%	+4.7%
4. BMW	7 820	7.3%	-3.6%
5. Opel	7 049	6.5%	-10.4%
TOTAL	107 658		+3.4%

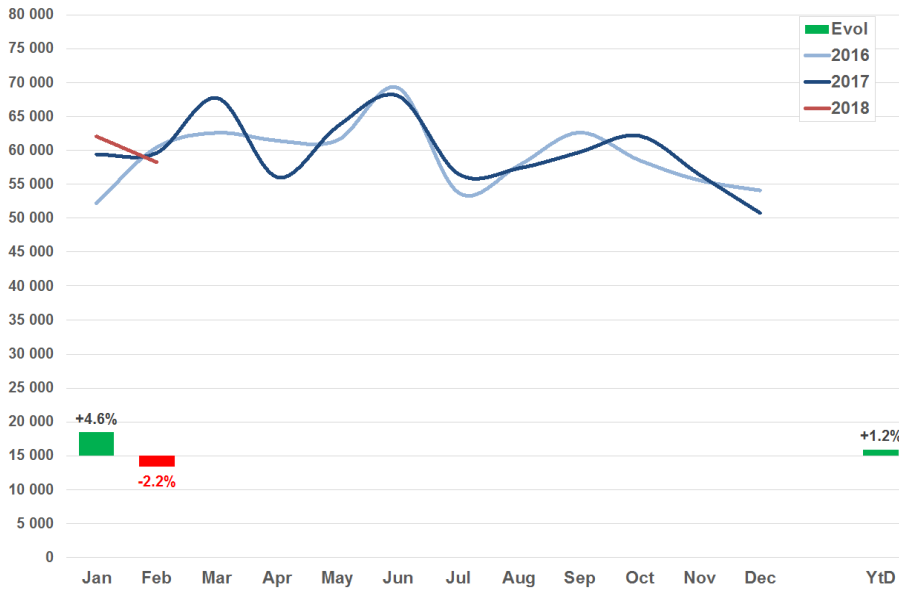
Par carburant – Per brandstof



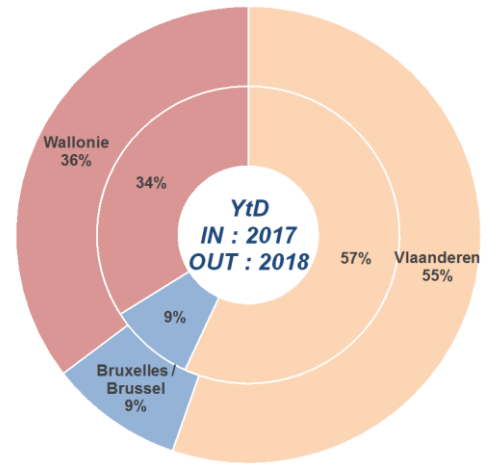
Par émissions CO2 – Per CO2 uitstoot



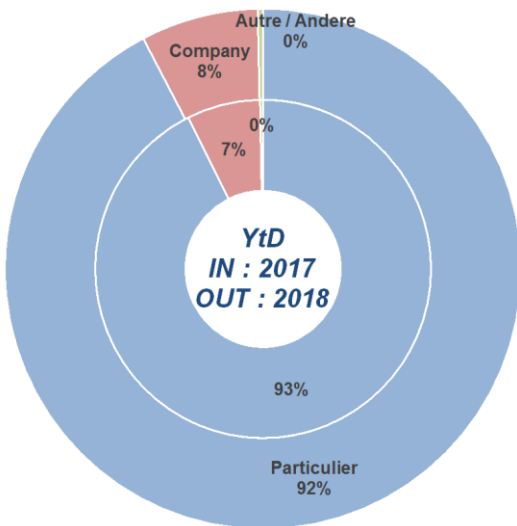
Marché – Markt



Par région – Per regio



Par type – Per type



Par marque – Per merk

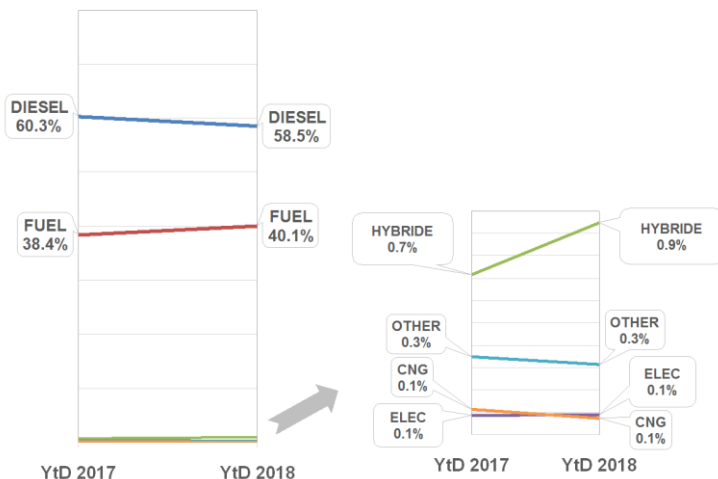
Mois / Maand

1. Volkswagen	6 758	11.6%	+5.8%
2. Opel	5 263	9.0%	-0.6%
3. BMW	4 979	8.5%	+7.1%
4. Mercedes-Benz	4 425	7.6%	+3.0%
5. Ford	4 155	7.1%	-2.7%
TOTAL	58 308		-2.2%

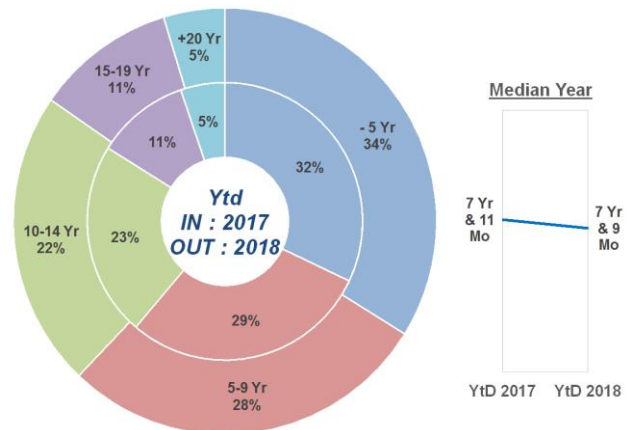
Year to Date

1. Volkswagen	13 920	11.6%	-3.8%
2. Opel	10 732	8.9%	+1.9%
3. BMW	10 272	8.5%	+9.9%
4. Mercedes-Benz	9 028	7.5%	+5.3%
5. Ford	8 597	7.1%	-1.4%
TOTAL	120 410		+1.2%

Par carburant – Per brandstof



Par âge – Per leeftijd



Median Year

