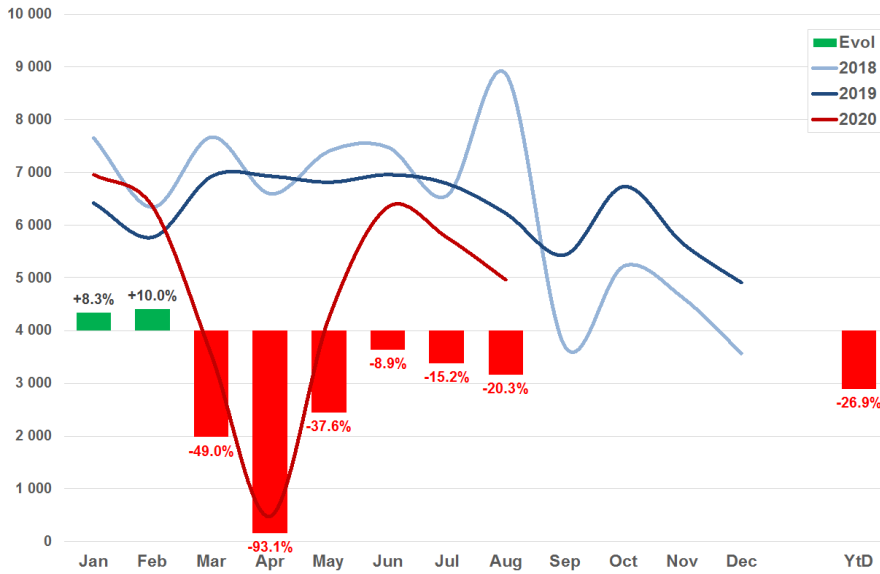
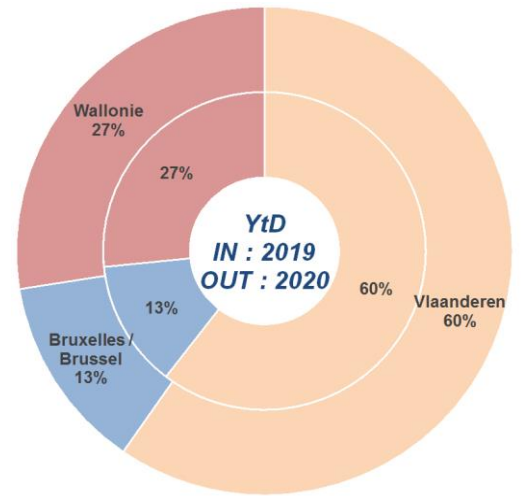


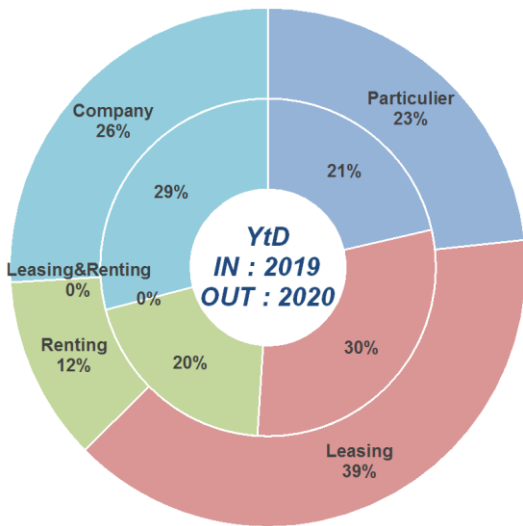
## Marché – Markt



## Par région – Per regio

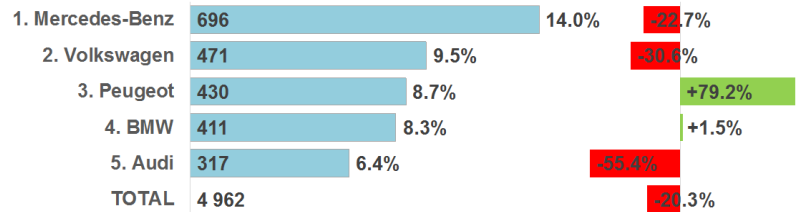


## Par type – Per type

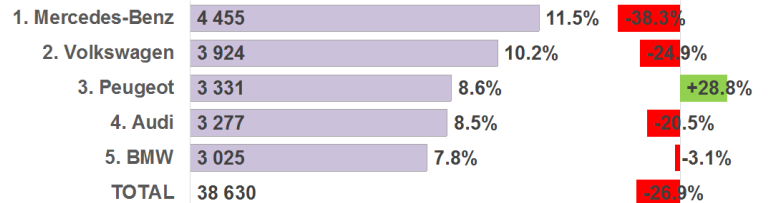


## Par marque – Per merk

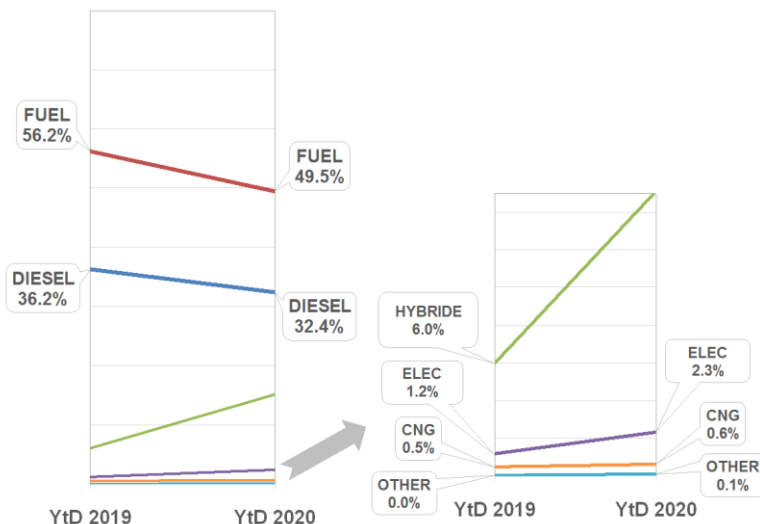
### Mois / Maand



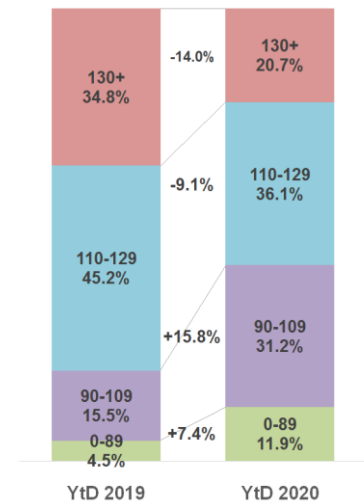
### Year to Date



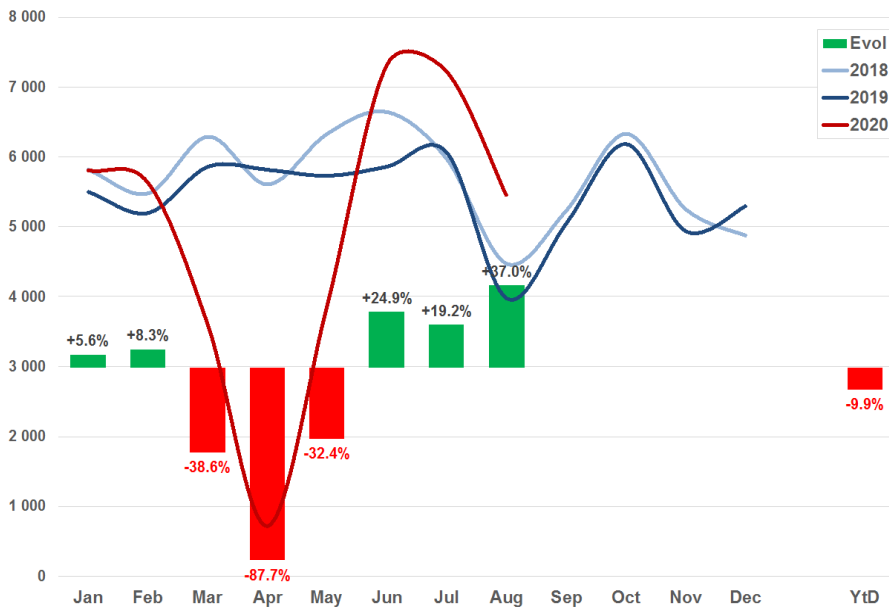
## Par carburant – Per brandstof



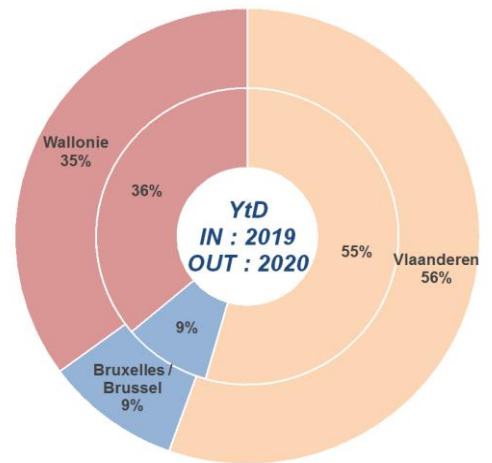
## Par émissions CO2 – Per CO2 uitstoot



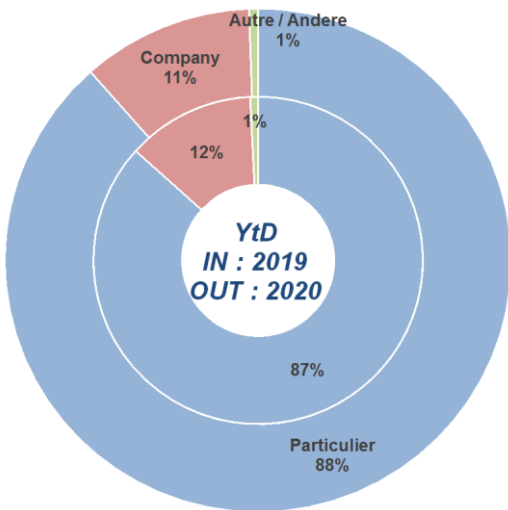
## Marché – Markt



## Par région – Per regio



## Par type – Per type



## Par marque – Per merk

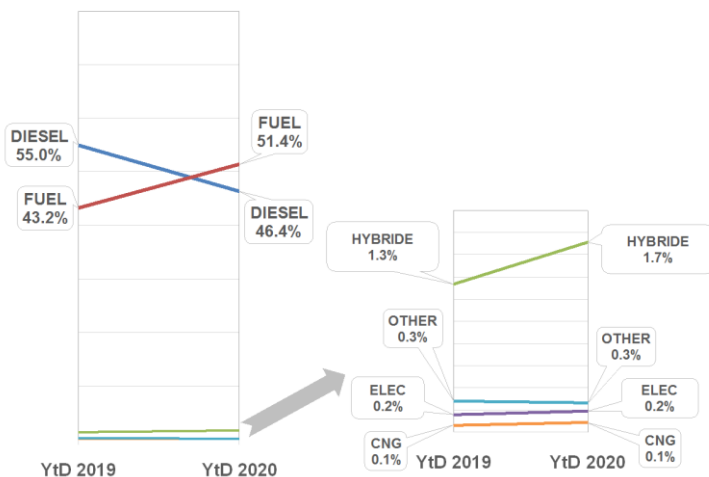
### Mois / Maand

Rank	Brand	Volume	Share	Change (%)
1.	Volkswagen	750	13.7%	+47.3%
2.	Renault	492	9.0%	+41.8%
3.	Peugeot	422	7.7%	+37.0%
4.	Mercedes-Benz	402	7.4%	+42.0%
5.	BMW	393	7.2%	+45.6%
TOTAL		5 457		+37.0%

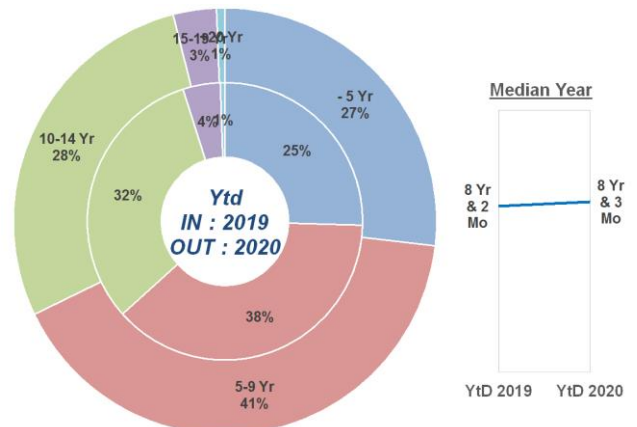
### Year to Date

Rank	Brand	Volume	Share	Change (%)
1.	Volkswagen	5 425	13.7%	+10.3%
2.	Renault	3 524	8.9%	-0.6%
3.	Mercedes-Benz	3 072	7.8%	-16.3%
4.	BMW	3 057	7.7%	-8.5%
5.	Peugeot	2 875	7.3%	-11.3%
TOTAL		39 629		-9.9%

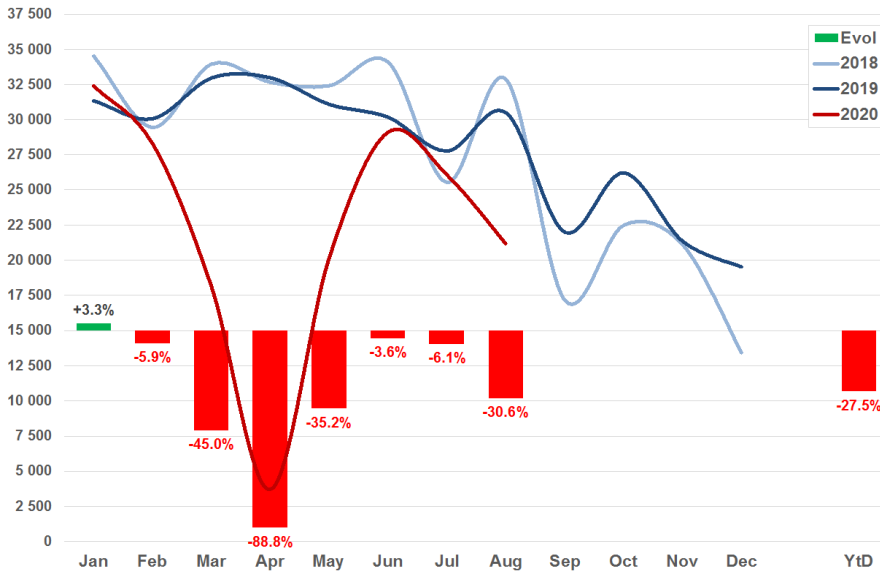
## Par carburant – Per brandstof



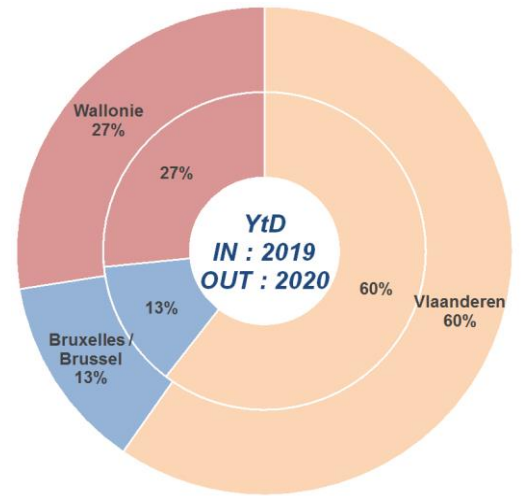
## Par âge – Per leeftijd



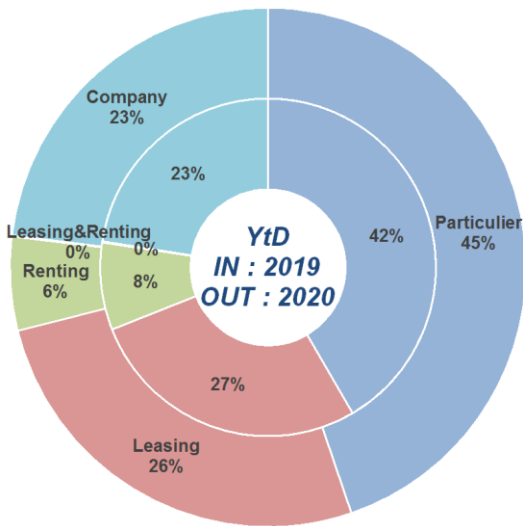
## Marché – Markt



## Par région – Per regio

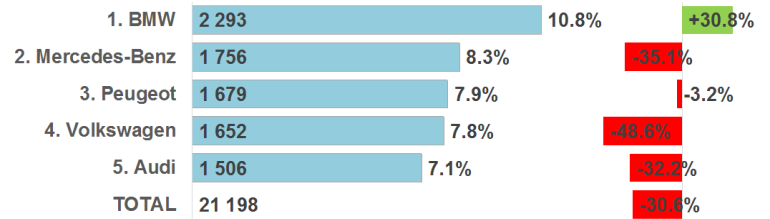


## Par type – Per type

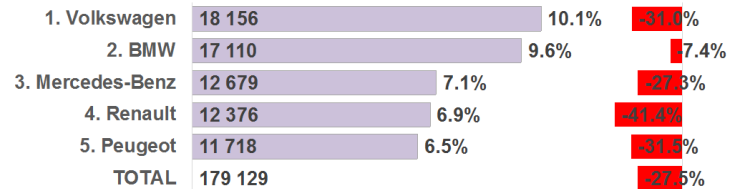


## Par marque – Per merk

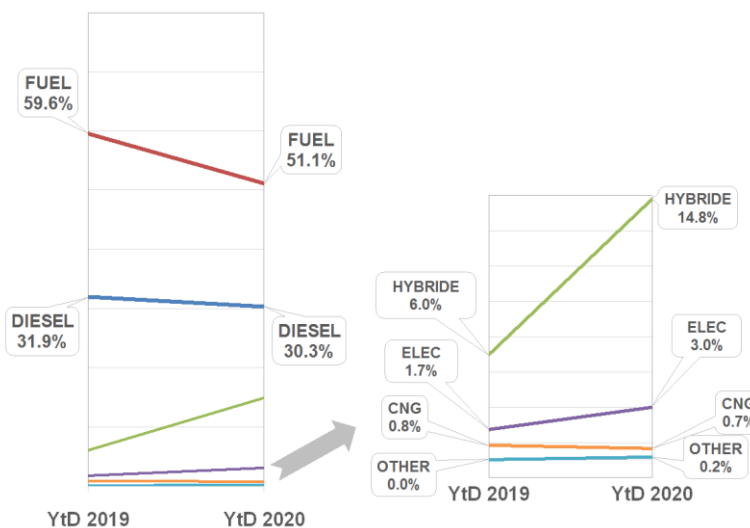
### Mois / Maand



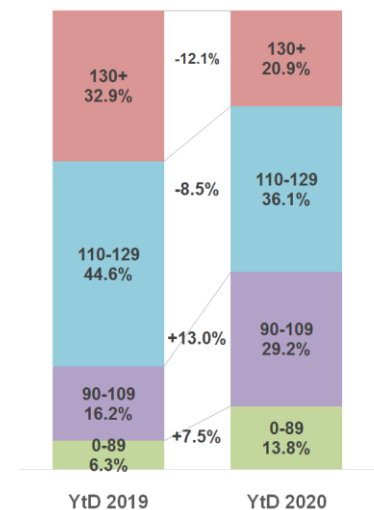
### Year to Date



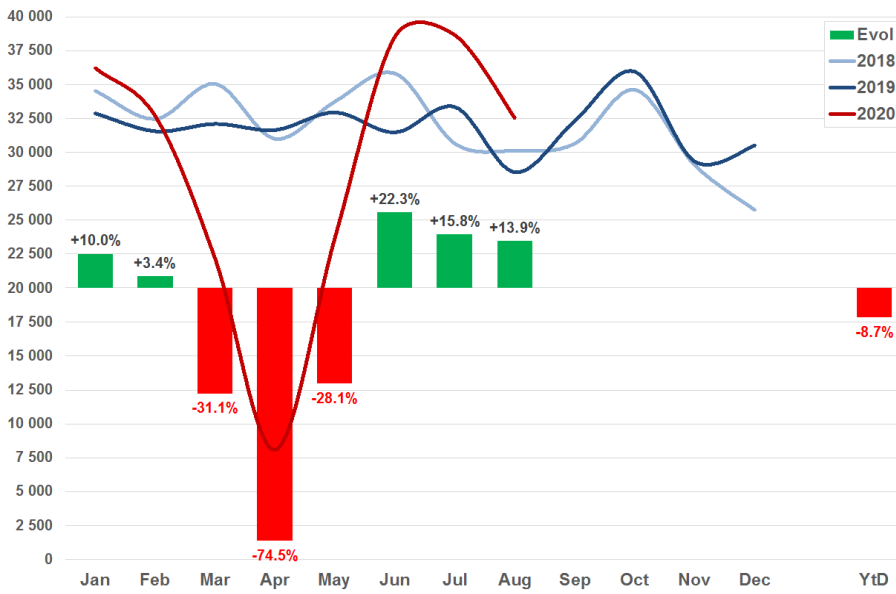
## Par carburant – Per brandstof



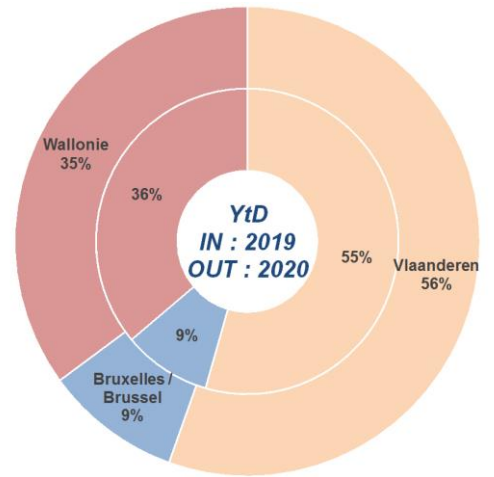
## Par émissions CO2 – Per CO2 uitstoot



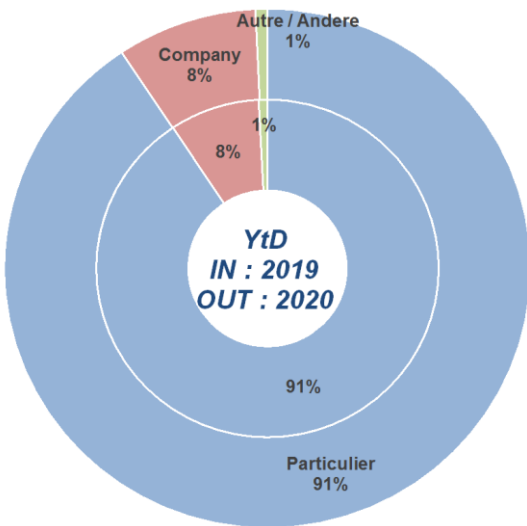
## Marché – Markt



## Par région – Per regio



## Par type – Per type



## Par marque – Per merk

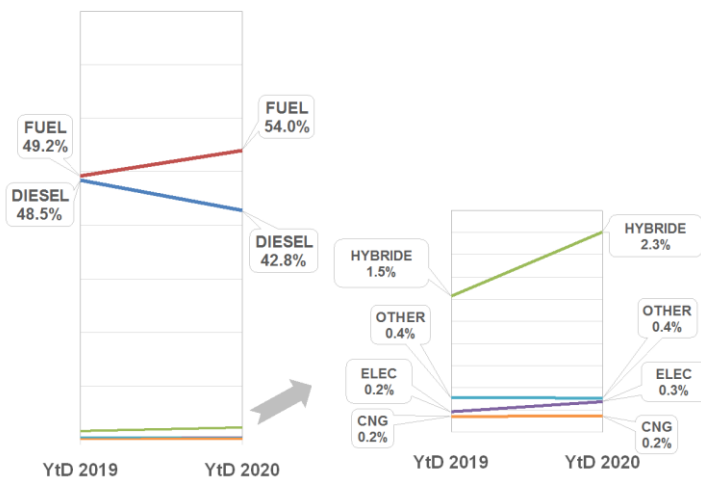
### Mois / Maand

Rank	Brand	Volume	Share (%)	Change (%)
1.	Volkswagen	3 587	11.0%	+22.9%
2.	BMW	3 334	10.2%	+18.2%
3.	Mercedes-Benz	2 737	8.4%	+12.0%
4.	Opel	2 676	8.2%	+2.5%
5.	Ford	2 204	6.8%	+4.0%
TOTAL		32 538		+13.9%

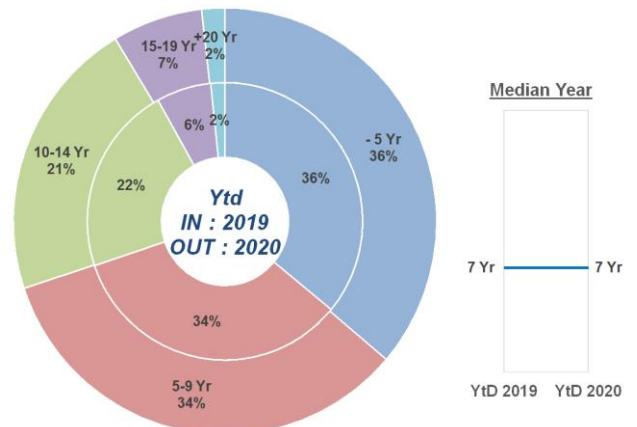
### Year to Date

Rank	Brand	Volume	Share (%)	Change (%)
1.	Volkswagen	24 714	10.6%	-5.2%
2.	BMW	23 804	10.2%	-7.8%
3.	Mercedes-Benz	20 145	8.7%	-8.8%
4.	Opel	19 480	8.4%	-3.1%
5.	Ford	15 960	6.9%	-3.7%
TOTAL		232 406		-8.7%

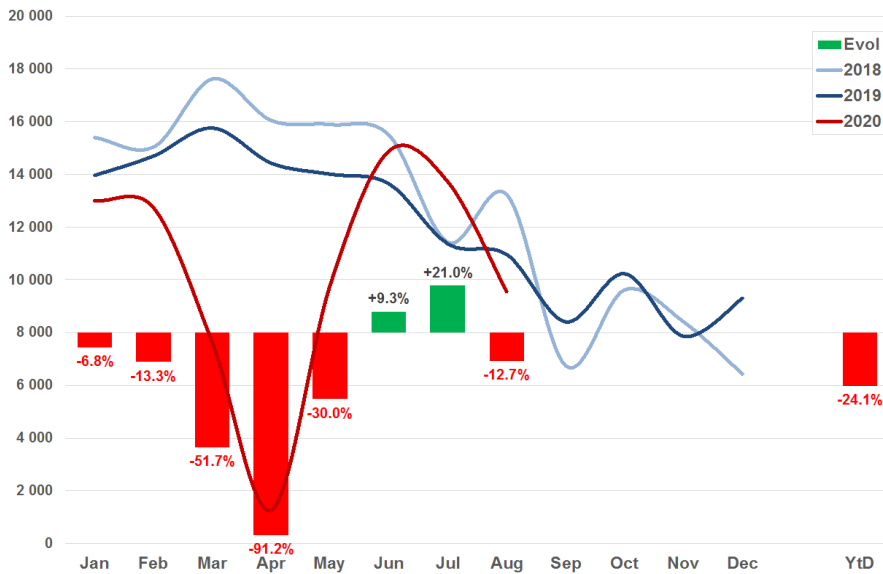
## Par carburant – Per brandstof



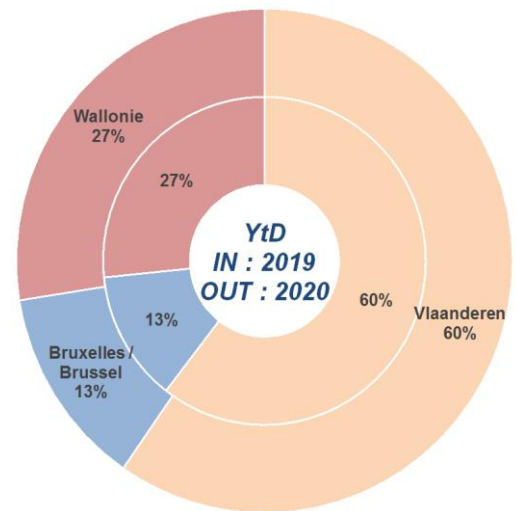
## Par âge – Per leeftijd



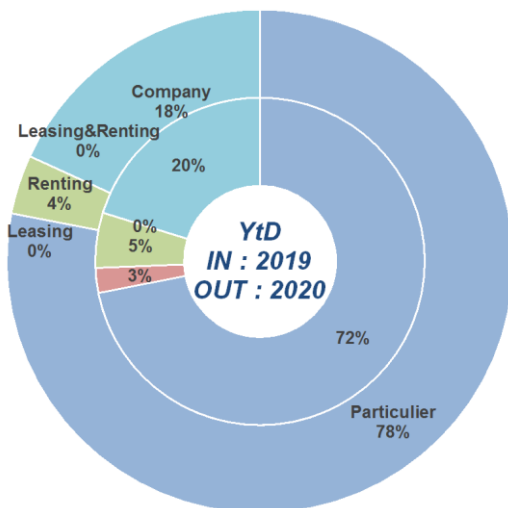
## Marché – Markt



## Par région – Per regio



## Par type – Per type



## Par marque – Per merk

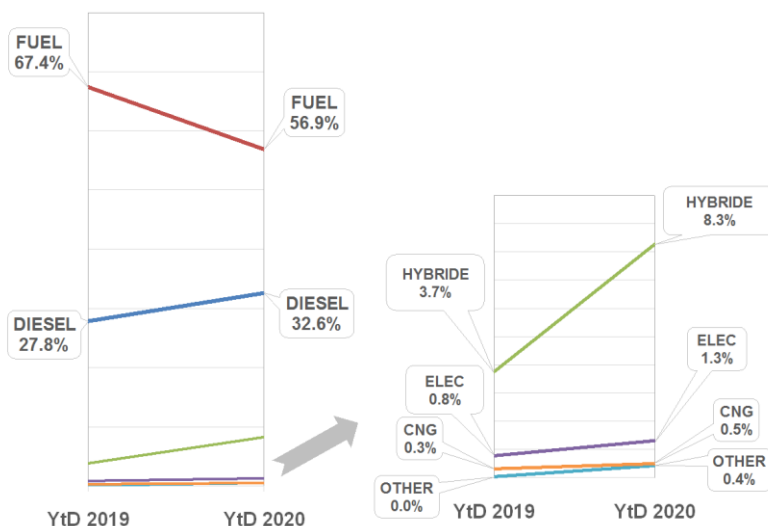
### Mois / Maand

1. Peugeot	892	9.3%	+8.6%
2. Renault	868	9.1%	-4.7%
3. Dacia	832	8.7%	-5.1%
4. Volkswagen	779	8.1%	-27.6%
5. BMW	657	6.9%	+128.9%
TOTAL	9 560		-2.7%

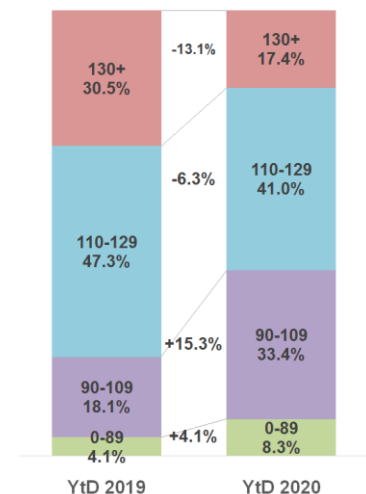
### Year to Date

1. Volkswagen	7 745	9.4%	-18.4%
2. Renault	6 886	8.3%	-36.8%
3. Peugeot	6 883	8.3%	-35.1%
4. Dacia	6 394	7.7%	-6.6%
5. Citroen	5 190	6.3%	-33.3%
TOTAL	82 625		-24.1%

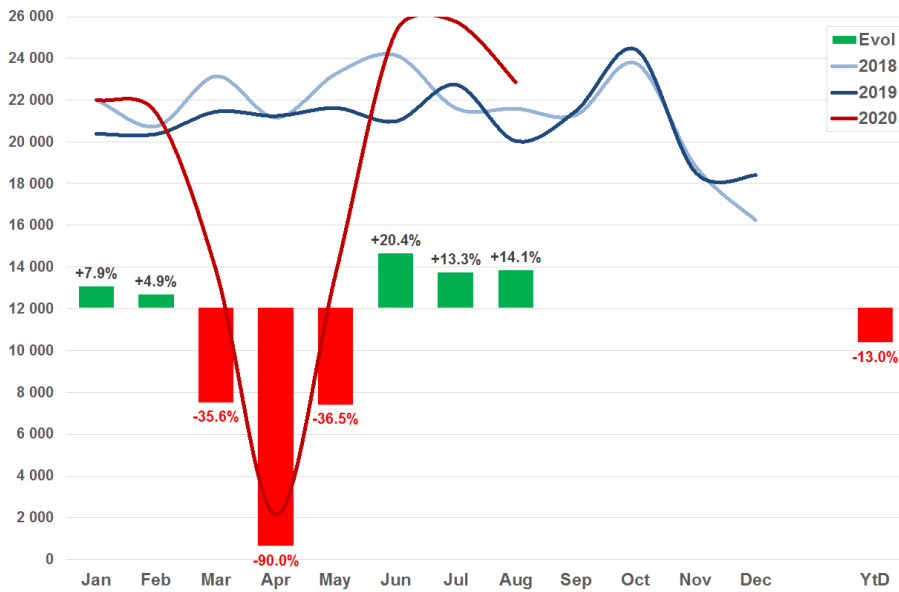
## Par carburant – Per brandstof



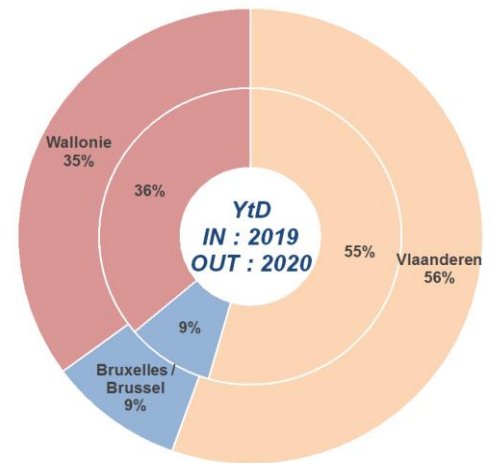
## Par émissions CO2 – Per CO2 uitstoot



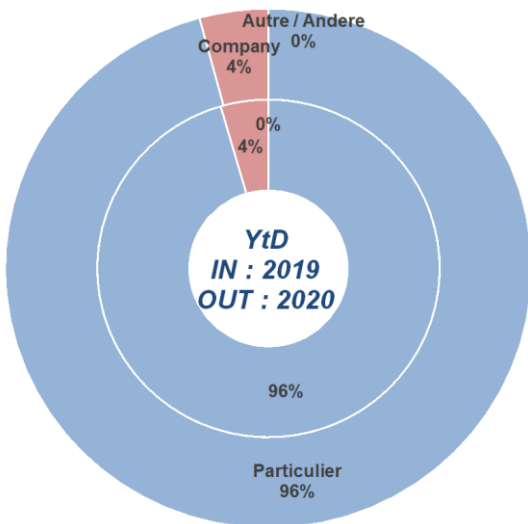
## Marché – Markt



## Par région – Per regio



## Par type – Per type



## Par marque – Per merk

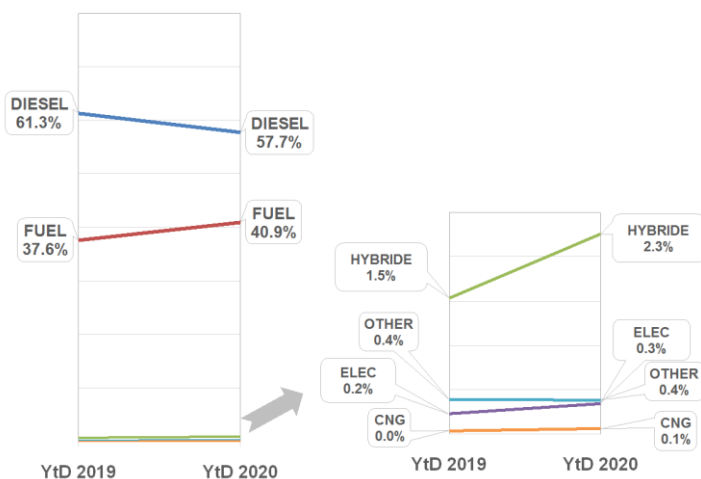
### Mois / Maand

1. Volkswagen	3 054	13.4%	+11.9%
2. BMW	1 848	8.1%	+35.1%
3. Opel	1 736	7.6%	+4.1%
4. Renault	1 577	6.9%	+13.1%
5. Peugeot	1 575	6.9%	+14.3%
TOTAL	22 866		+14.1%

### Year to Date

1. Volkswagen	19 261	13.1%	-1.7%
2. BMW	12 117	8.2%	-6.0%
3. Opel	11 194	7.6%	-13.8%
4. Peugeot	10 366	7.1%	-6.1%
5. Renault	10 211	6.9%	-5.8%
TOTAL	146 999		-3.0%

## Par carburant – Per brandstof



## Par âge – Per leeftijd

