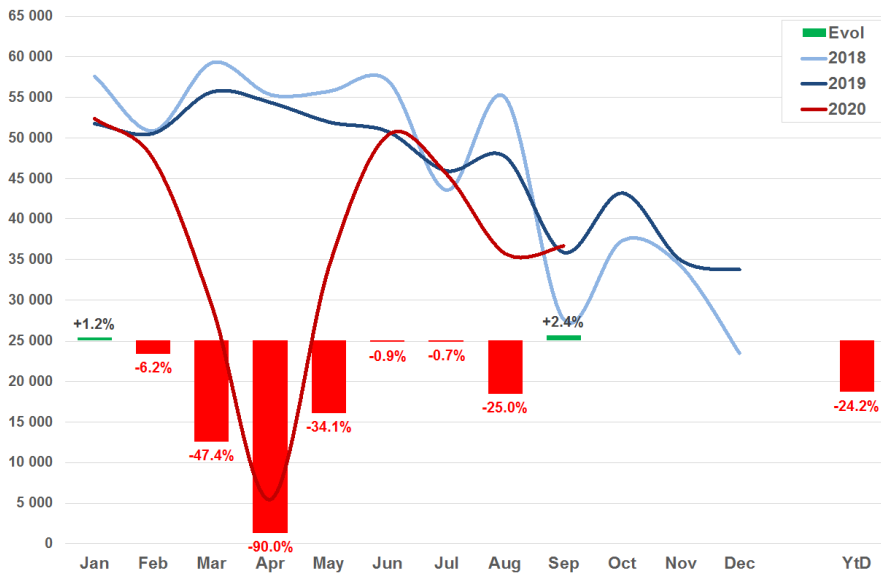
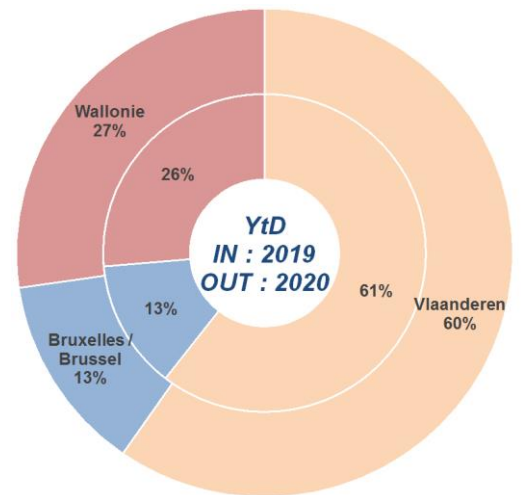


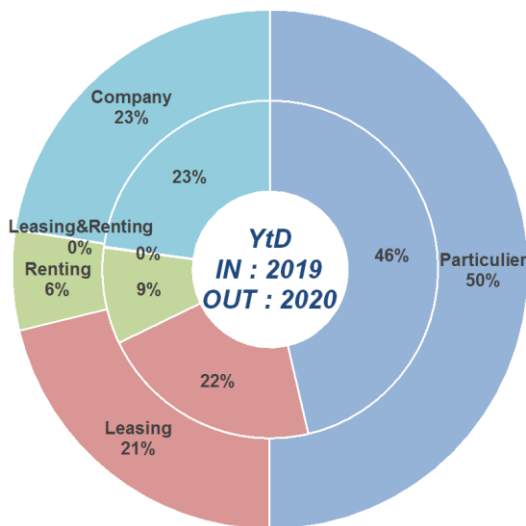
## Marché – Markt



## Par région – Per regio



## Par type – Per type



## Par marque – Per merk

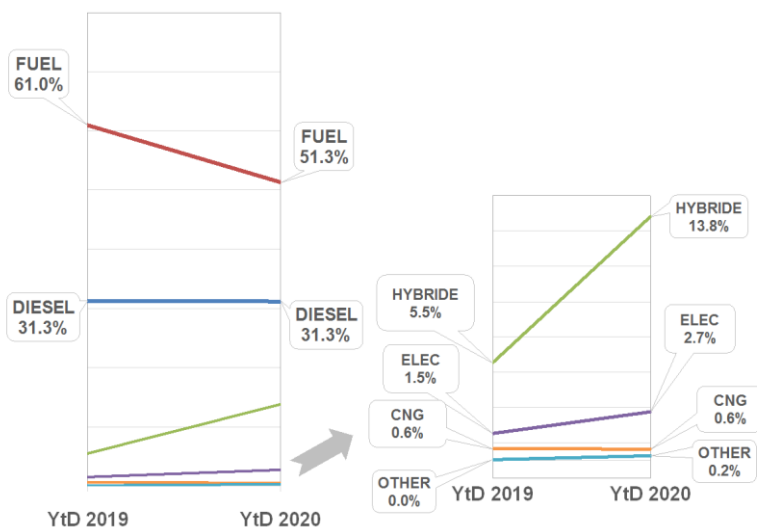
### Mois / Maand

Rank	Brand	Volume	Share (%)	Change (%)
1.	Mercedes-Benz	3 105	8.5%	+18.2%
2.	Volkswagen	2 995	8.2%	+5.6%
3.	BMW	2 776	7.6%	+16.9%
4.	Peugeot	2 593	7.1%	-1.5%
5.	Audi	2 507	6.8%	+59.7%
TOTAL		36 708		+2.4%

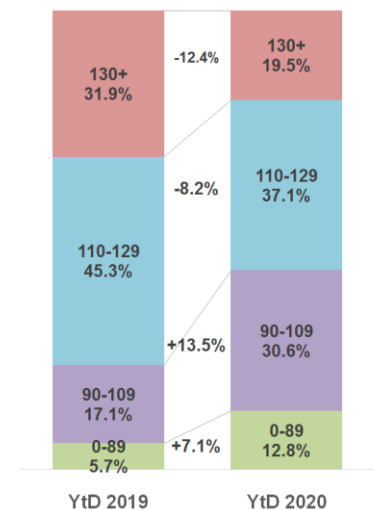
### Year to Date

Rank	Brand	Volume	Share (%)	Change (%)
1.	Volkswagen	32 826	9.7%	-25.1%
2.	BMW	27 307	8.1%	-3.4%
3.	Peugeot	24 532	7.3%	-26.2%
4.	Renault	23 962	7.1%	-37.4%
5.	Mercedes-Benz	23 463	7.0%	-25.6%
TOTAL		337 150		-24.2%

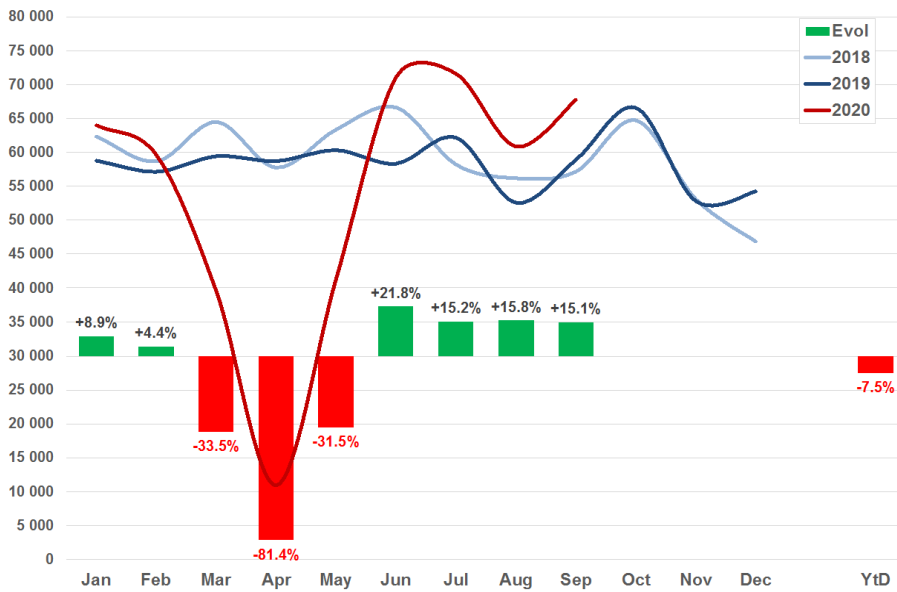
## Par carburant – Per brandstof



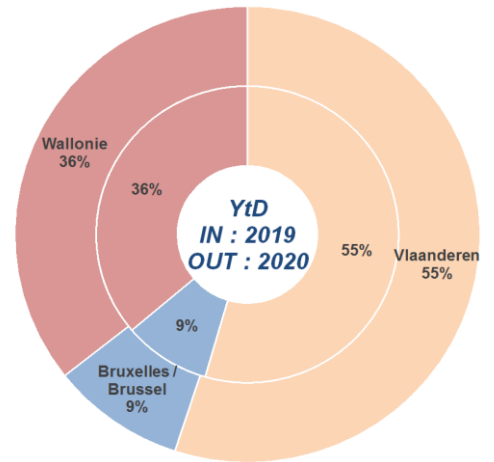
## Par émissions CO2 – Per CO2 uitstoot



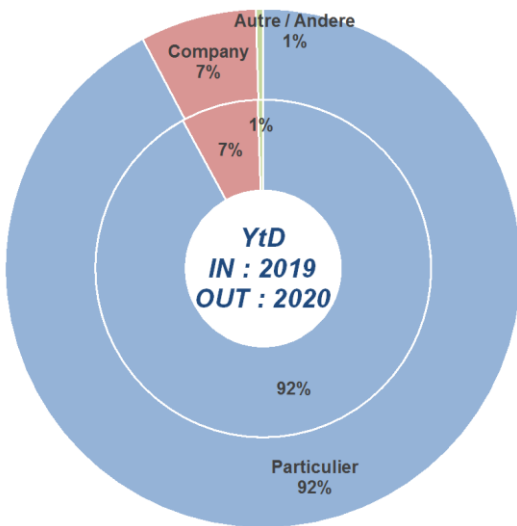
## Marché – Markt



## Par région – Per regio



## Par type – Per type



## Par marque – Per merk

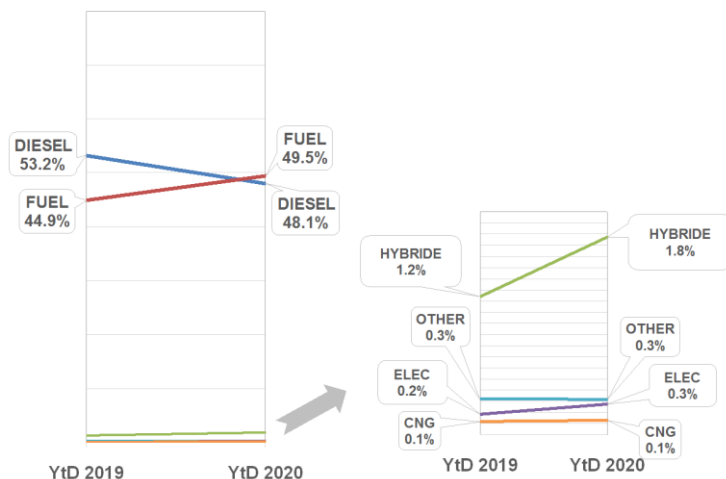
### Mois / Maand

Rank	Brand	Volume	Share (%)	Change (%)
1.	Volkswagen	8 337	12.3%	+18.7%
2.	BMW	5 828	8.6%	+20.2%
3.	Opel	5 399	8.0%	+6.4%
4.	Mercedes-Benz	4 736	7.0%	+10.9%
5.	Peugeot	4 554	6.7%	+18.3%
TOTAL		67 778		+15.1%

### Year to Date

Rank	Brand	Volume	Share (%)	Change (%)
1.	Volkswagen	57 747	11.9%	-5.3%
2.	BMW	44 816	9.2%	-4.4%
3.	Opel	38 774	8.0%	-3.0%
4.	Mercedes-Benz	36 132	7.4%	-6.9%
5.	Renault	32 179	6.6%	-6.5%
TOTAL		486 889		-7.5%

## Par carburant – Per brandstof



## Par âge – Per leeftijd

