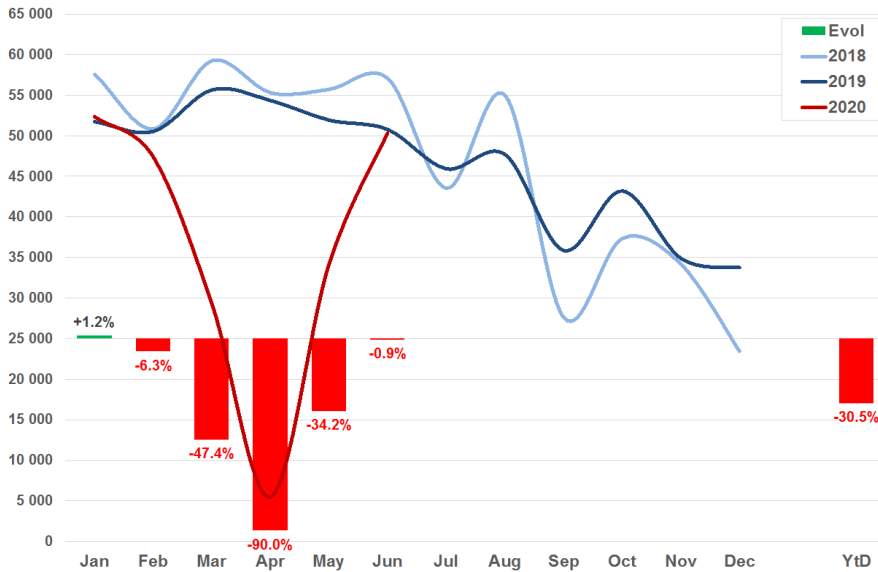
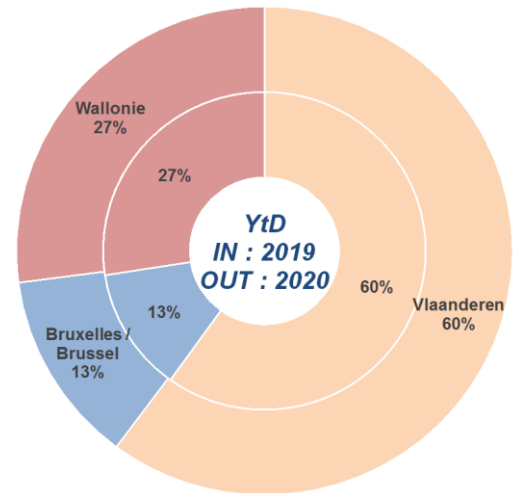


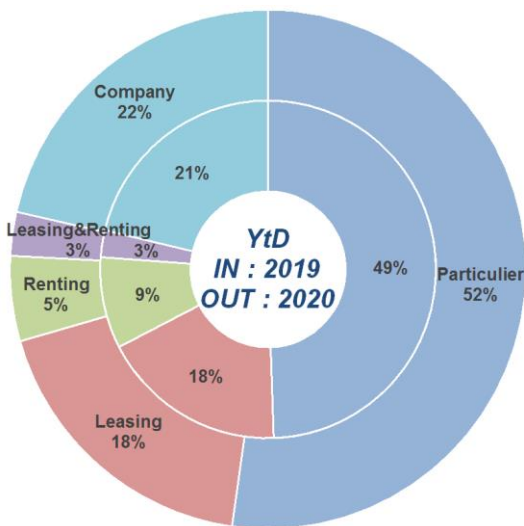
## Marché – Markt



## Par région – Per regio



## Par type – Per type



## Par marque – Per merk

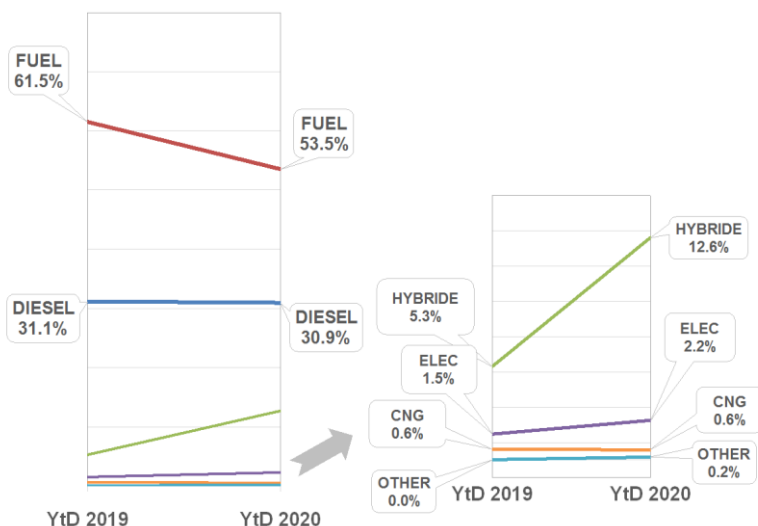
### Mois / Maand

Rank	Brand	Count	Share	Change
1.	Volkswagen	6 083	12.1%	+22.6%
2.	Renault	4 303	8.5%	-25.4%
3.	Peugeot	3 492	6.9%	-4.6%
4.	Mercedes-Benz	3 491	6.9%	-3.5%
5.	BMW	3 279	6.5%	+8.7%
TOTAL		50 352		-0.9%

### Year to Date

Rank	Brand	Count	Share	Change
1.	Volkswagen	22 219	10.1%	-28.2%
2.	BMW	17 406	7.9%	-17.8%
3.	Peugeot	15 746	7.2%	-34.0%
4.	Renault	15 094	6.9%	-46.8%
5.	Mercedes-Benz	14 600	6.7%	-27.5%
TOTAL		219 038		-30.5%

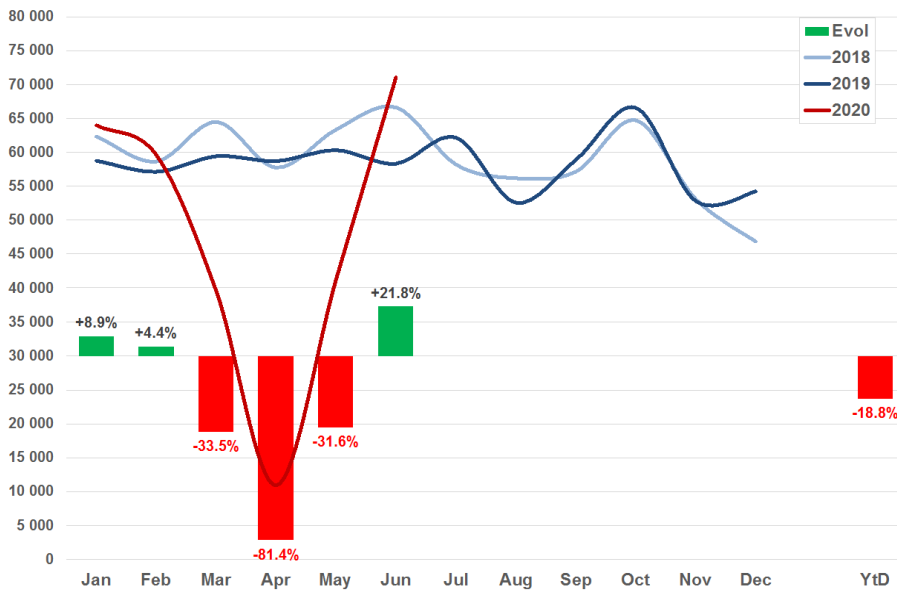
## Par carburant – Per brandstof



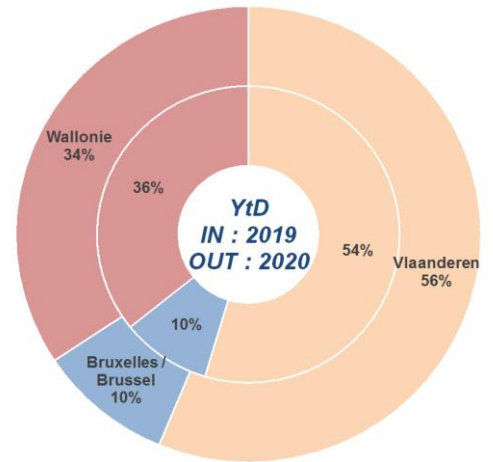
## Par émissions CO2 – Per CO2 uitstoot



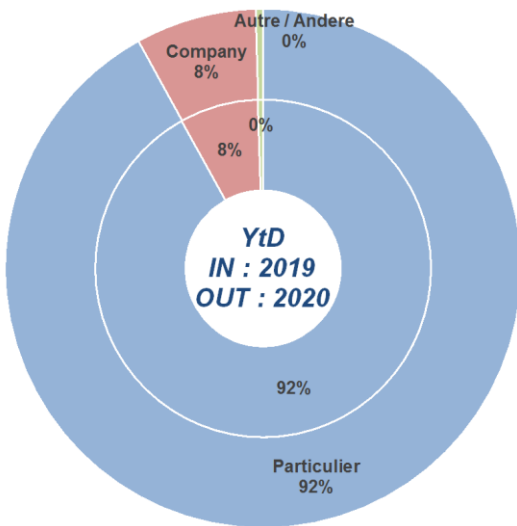
## Marché – Markt



## Par région – Per regio



## Par type – Per type



## Par marque – Per merk

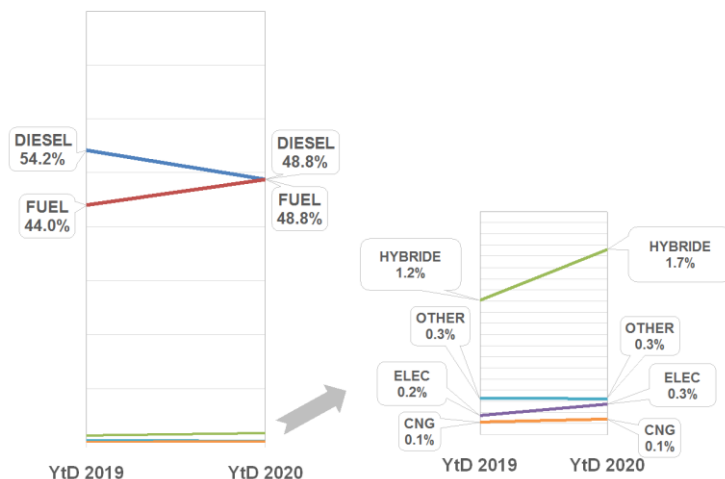
### Mois / Maand

Rank	Brand	Count	Share (%)	Change (%)
1.	Volkswagen	8 395	11.8%	+23.8%
2.	BMW	6 868	9.7%	+29.9%
3.	Opel	5 611	7.9%	+18.5%
4.	Mercedes-Benz	5 273	7.4%	+15.4%
5.	Renault	4 645	6.5%	+22.4%
TOTAL		71 093		+21.8%

### Year to Date

Rank	Brand	Count	Share (%)	Change (%)
1.	Volkswagen	33 499	11.7%	-7.4%
2.	BMW	26 665	9.3%	-6.4%
3.	Opel	23 105	8.1%	-22.8%
4.	Mercedes-Benz	21 644	7.6%	-16.2%
5.	Renault	19 166	6.7%	-17.8%
TOTAL		286 480		-16.8%

## Par carburant – Per brandstof



## Par âge – Per leeftijd

