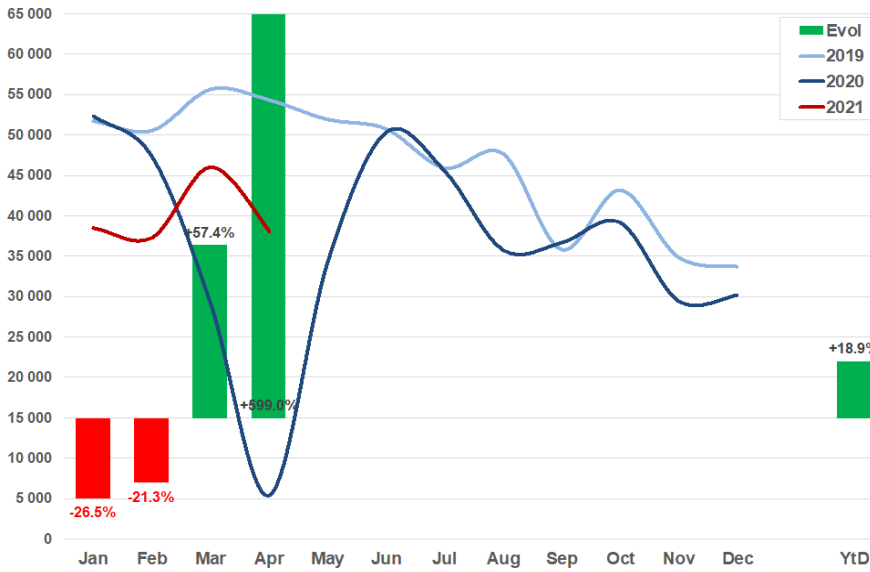
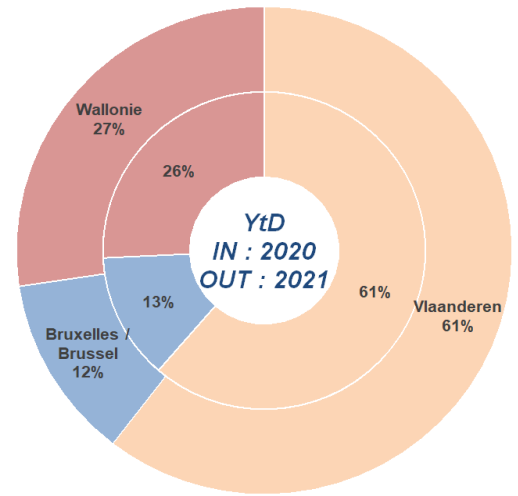


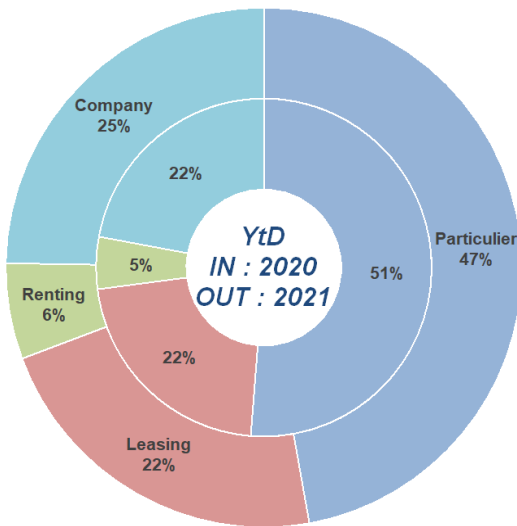
Marché – Markt



Par région – Per regio



Par type – Per type



Par marque – Per merk

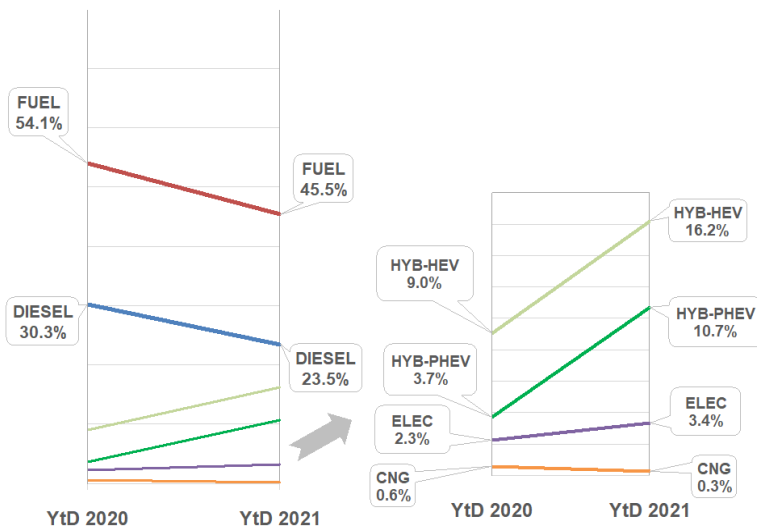
Mois / Maand

| Rank | Brand | Volume | Share | Change |
|-------|---------------|--------|-------|-----------|
| 1. | BMW | 4 074 | 10.7% | +622.3% |
| 2. | Volkswagen | 3 482 | 9.1% | +648.8% |
| 3. | Peugeot | 3 218 | 8.4% | +951.6% |
| 4. | Audi | 2 867 | 7.5% | +1 019.9% |
| 5. | Mercedes-Benz | 2 469 | 6.5% | +1 360.9% |
| TOTAL | | 38 107 | | +599.0% |

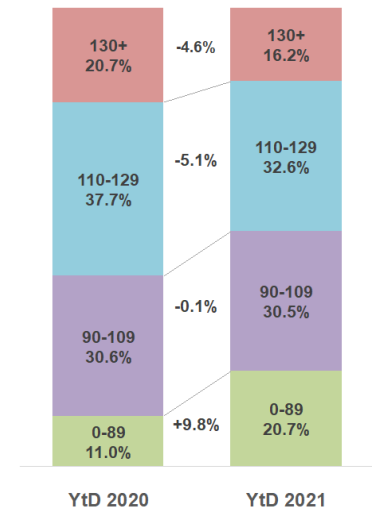
Year to Date

| Rank | Brand | Volume | Share | Change |
|-------|---------------|---------|-------|--------|
| 1. | BMW | 16 445 | 10.3% | +44.1% |
| 2. | Volkswagen | 14 030 | 8.8% | +7.0% |
| 3. | Peugeot | 13 467 | 8.4% | +49.5% |
| 4. | Mercedes-Benz | 11 119 | 7.0% | +25.7% |
| 5. | Audi | 9 583 | 6.0% | +29.2% |
| TOTAL | | 159 979 | | +18.9% |

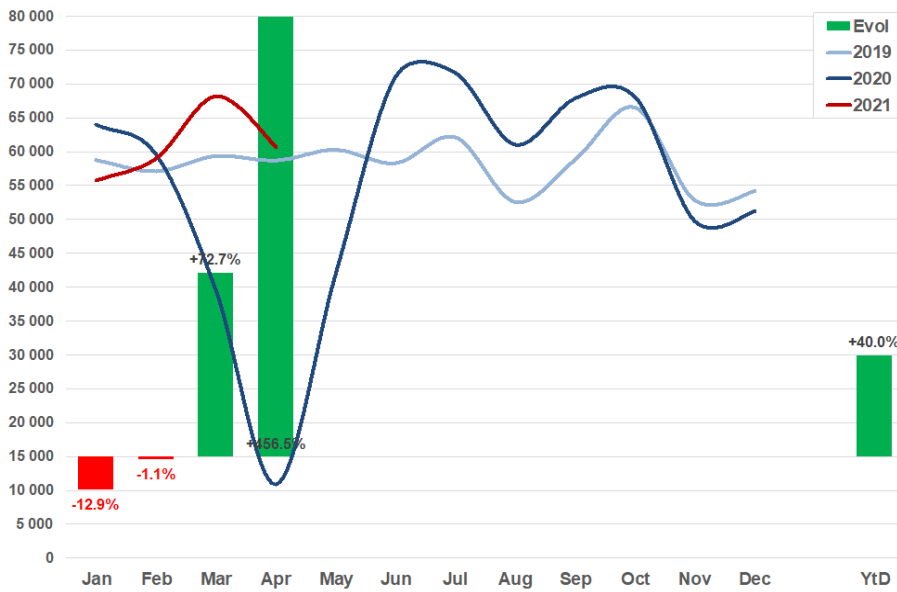
Par carburant – Per brandstof



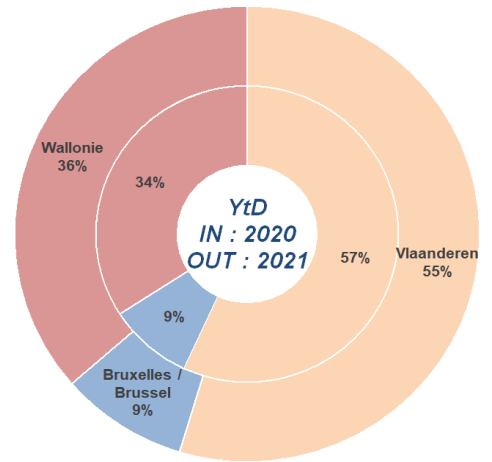
Par émissions CO2 – Per CO2 uitstoot



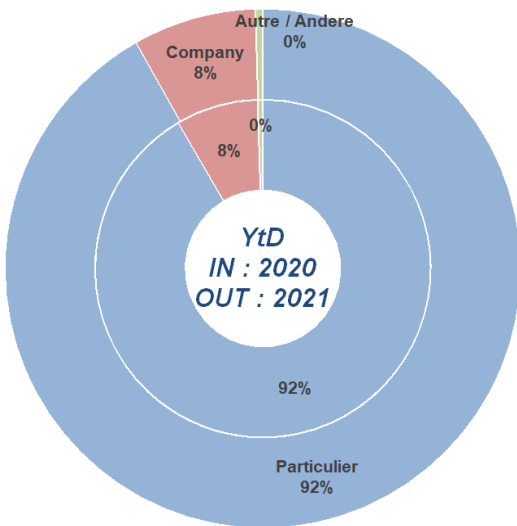
Marché – Markt



Par région – Per regio



Par type – Per type



Par marque – Per merk

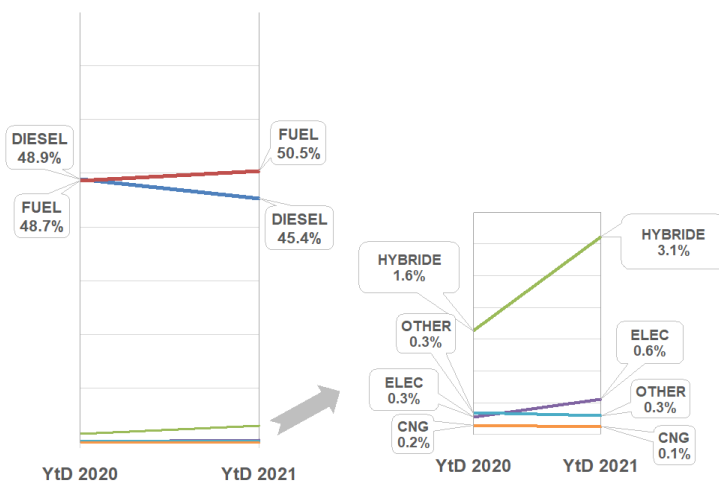
Mois / Maand

| Rank | Brand | Volume | Percentage | % Change |
|-------|---------------|--------|------------|----------|
| 1. | Volkswagen | 7 038 | 11.6% | +481.2% |
| 2. | BMW | 5 796 | 9.5% | +403.1% |
| 3. | Mercedes-Benz | 4 596 | 7.6% | +436.3% |
| 4. | Opel | 4 558 | 7.5% | +429.4% |
| 5. | Peugeot | 3 913 | 6.4% | +499.2% |
| TOTAL | | 60 736 | | +456.5% |

Year to Date

| Rank | Brand | Volume | Percentage | % Change |
|-------|---------------|---------|------------|----------|
| 1. | Volkswagen | 28 612 | 11.7% | +41.7% |
| 2. | BMW | 22 871 | 9.4% | +47.5% |
| 3. | Opel | 18 807 | 7.7% | +32.1% |
| 4. | Mercedes-Benz | 18 734 | 7.7% | +40.4% |
| 5. | Ford | 15 491 | 6.4% | +29.4% |
| TOTAL | | 243 800 | | +40.0% |

Par carburant – Per brandstof



Par âge – Per leeftijd

