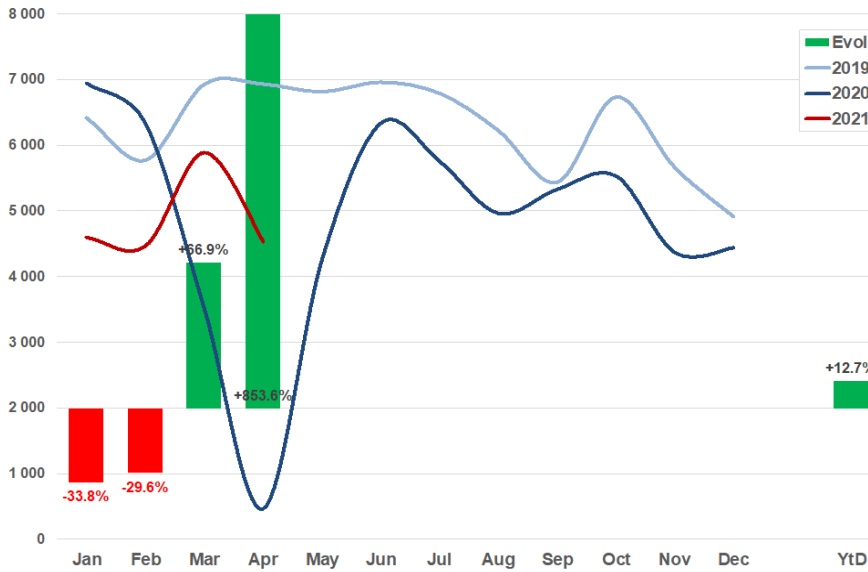
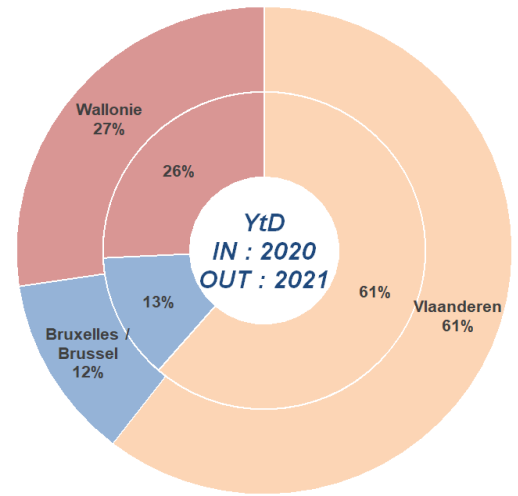


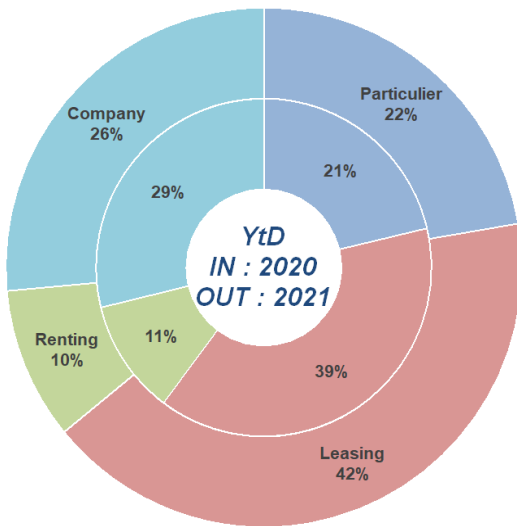
Marché – Markt



Par région – Per regio



Par type – Per type



Par marque – Per merk

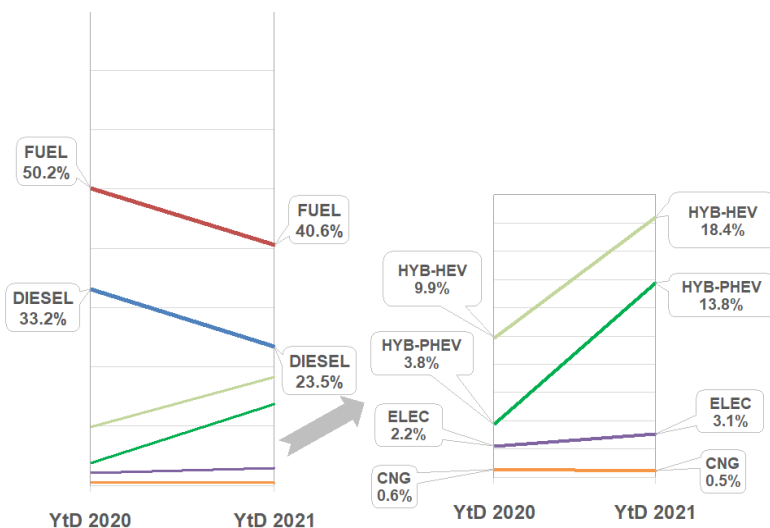
Mois / Maand

Rank	Brand	Volume	Share	Change
1.	BMW	463	10.2%	+1 614.8%
2.	Audi	445	9.8%	+1 171.4%
3.	Mercedes-Benz	403	8.9%	+989.2%
4.	Peugeot	389	8.6%	+710.4%
5.	Volkswagen	374	8.2%	+533.9%
TOTAL		4 539		+853.6%

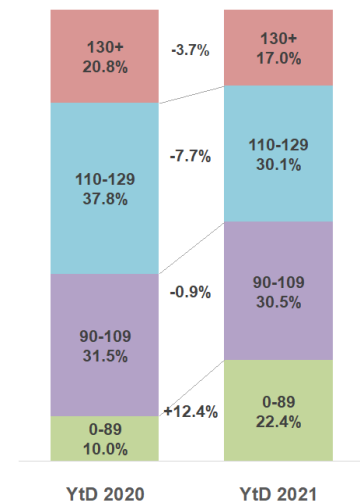
Year to Date

Rank	Brand	Volume	Share	Change
1.	BMW	2 280	11.7%	+59.6%
2.	Mercedes-Benz	1 990	10.2%	-0.9%
3.	Peugeot	1 762	9.0%	+13.1%
4.	Audi	1 597	8.2%	-5.8%
5.	Volkswagen	1 560	8.0%	-7.9%
TOTAL		19 509		+12.7%

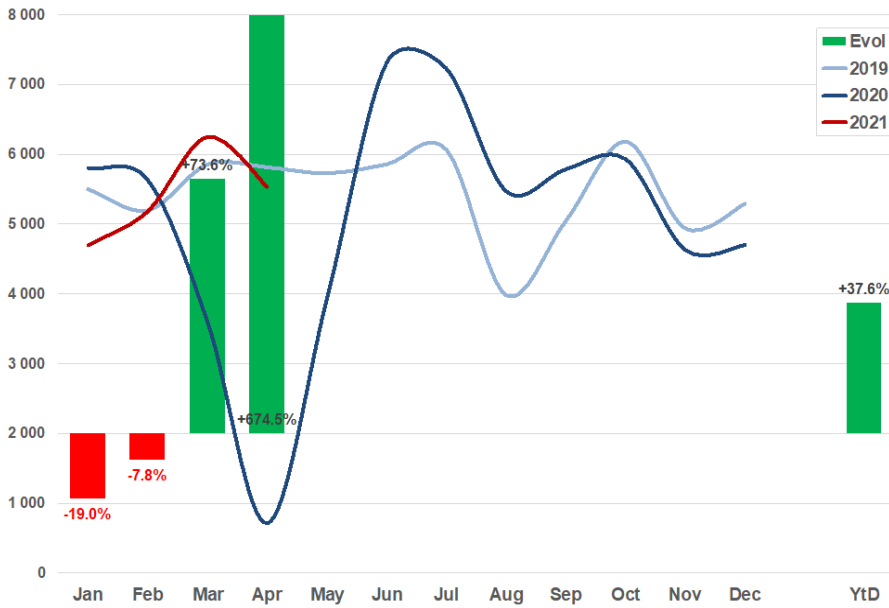
Par carburant – Per brandstof



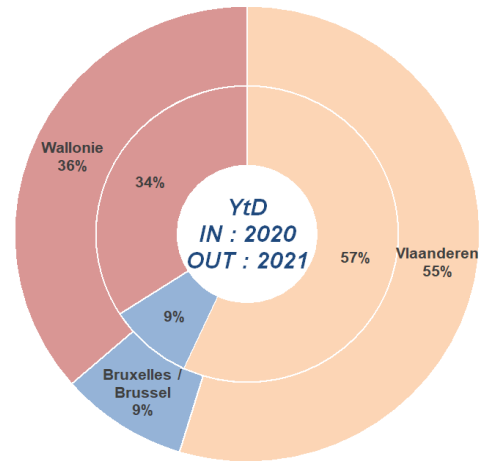
Par émissions CO2 – Per CO2 uitstoot



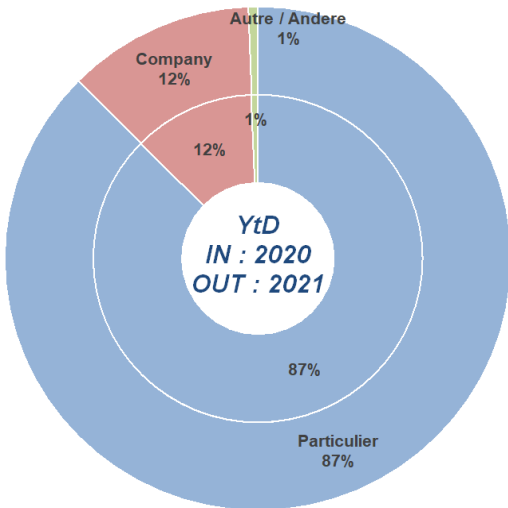
Marché – Markt



Par région – Per regio



Par type – Per type



Par marque – Per merk

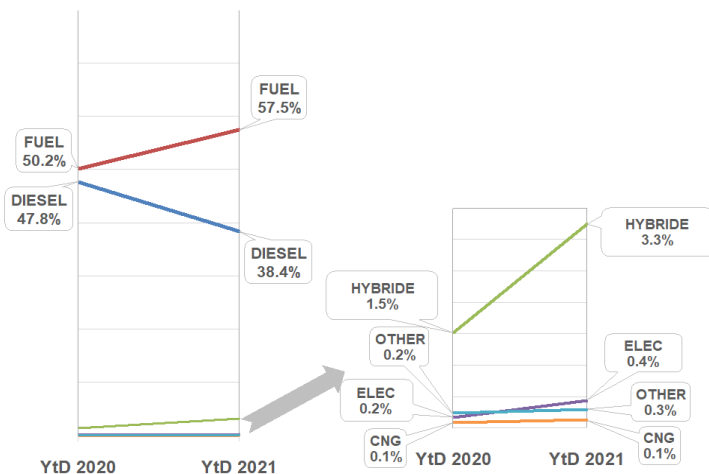
Mois / Maand

Rank	Brand	Volume	Share	Change
1.	Volkswagen	743	13.4%	+784.5%
2.	Renault	475	8.6%	+748.2%
3.	BMW	468	8.5%	+706.9%
4.	Peugeot	427	7.7%	+1 086.1%
5.	Mercedes-Benz	391	7.1%	+562.7%
TOTAL		5 538		+674.5%

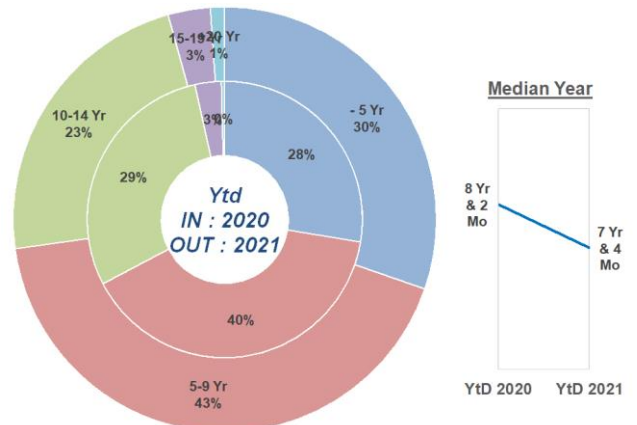
Year to Date

Rank	Brand	Volume	Share	Change
1.	Volkswagen	3 087	14.2%	+42.0%
2.	Renault	1 806	8.3%	+29.7%
3.	Mercedes-Benz	1 614	7.4%	+26.2%
4.	Peugeot	1 609	7.4%	+43.4%
5.	BMW	1 606	7.4%	+41.2%
TOTAL		21 682		+37.6%

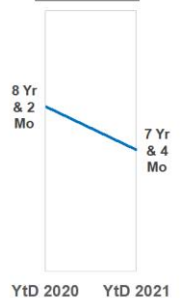
Par carburant – Per brandstof



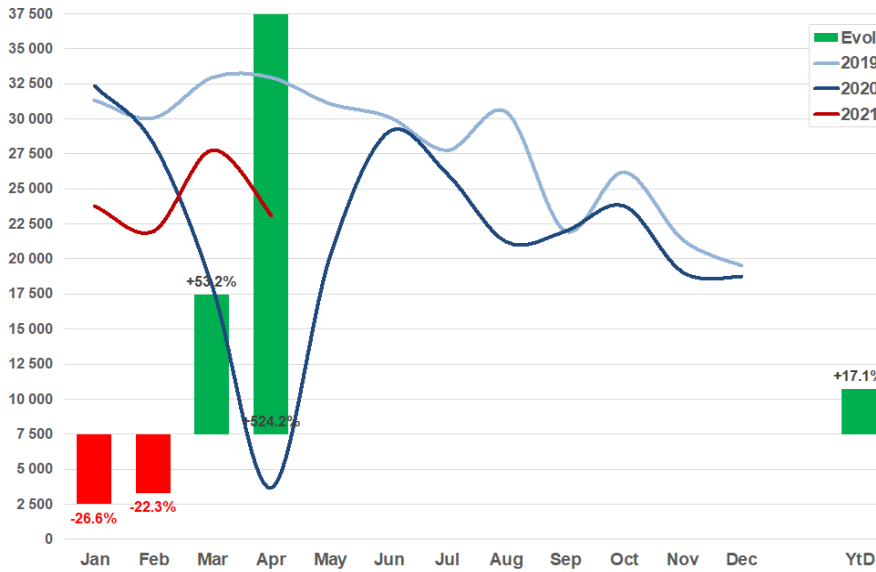
Par âge – Per leeftijd



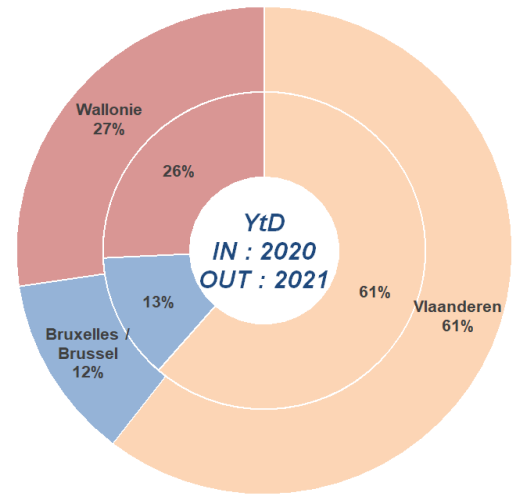
Median Year



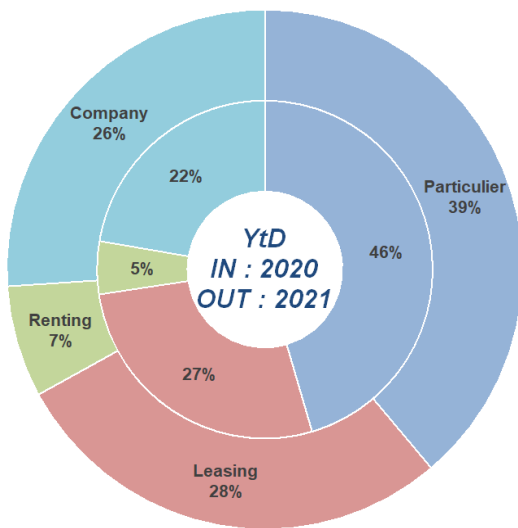
Marché – Markt



Par région – Per regio



Par type – Per type



Par marque – Per merk

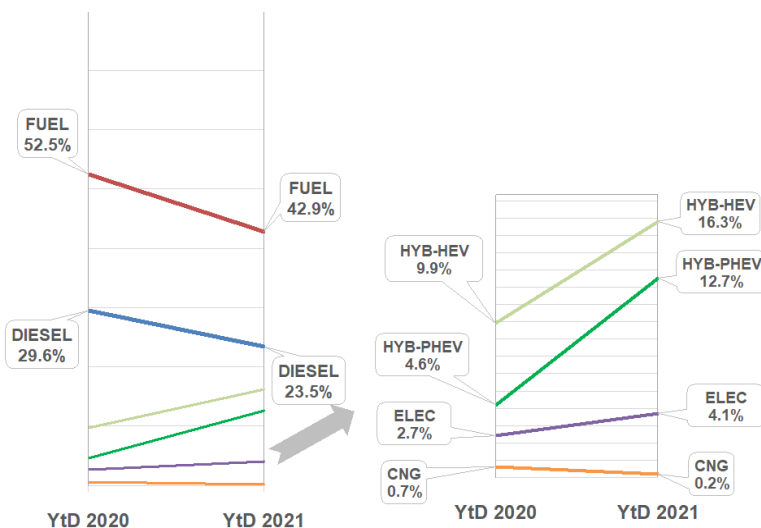
Mois / Maand

1. BMW	2 808	12.1%	+595.0%
2. Volkswagen	2 324	10.0%	+690.5%
3. Audi	1 876	8.1%	+1 003.5%
4. Peugeot	1 821	7.9%	+990.4%
5. Mercedes-Benz	1 702	7.4%	+1 602.0%
TOTAL	23 144		+524.2%

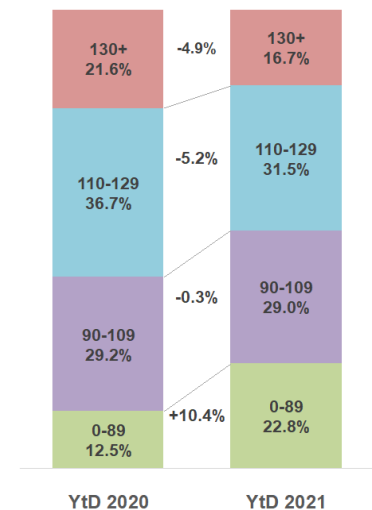
Year to Date

1. BMW	11 424	11.8%	+40.0%
2. Volkswagen	8 984	9.3%	+7.4%
3. Peugeot	7 591	7.8%	+56.8%
4. Mercedes-Benz	7 355	7.6%	+31.7%
5. Audi	6 353	6.6%	+39.4%
TOTAL	96 715		+17.1%

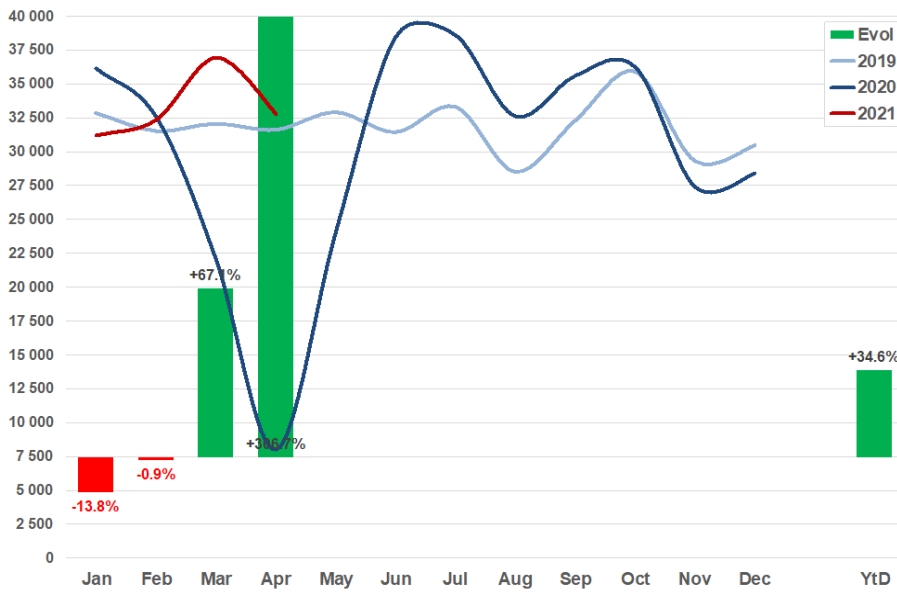
Par carburant – Per brandstof



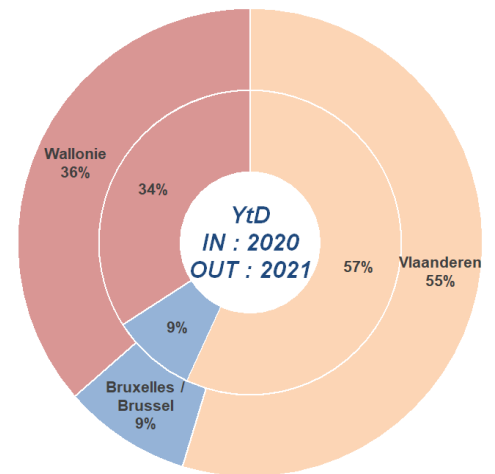
Par émissions CO2 – Per CO2 uitstoot



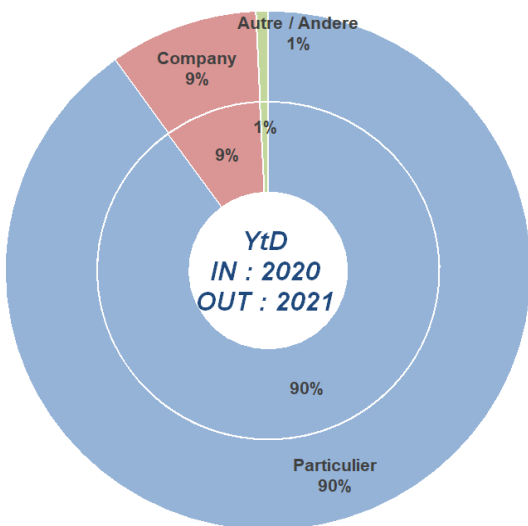
Marché – Markt



Par région – Per regio



Par type – Per type



Par marque – Per merk

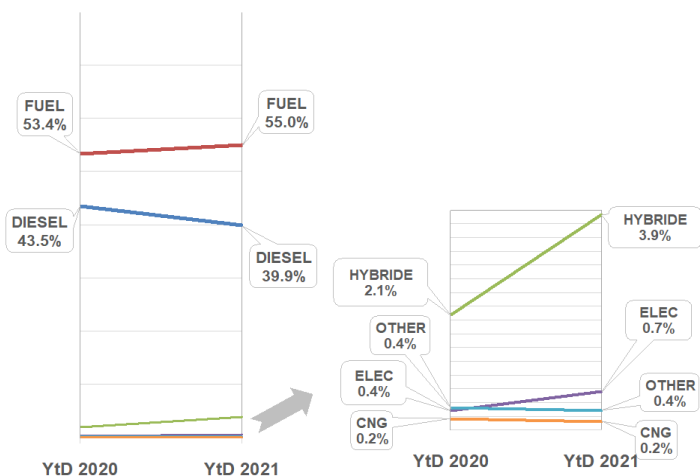
Mois / Maand

Rank	Brand	Count	Share	YTD Change
1.	Volkswagen	3 539	10.8%	+315.4%
2.	BMW	3 391	10.3%	+273.0%
3.	Mercedes-Benz	2 911	8.9%	+321.3%
4.	Opel	2 636	8.0%	+303.7%
5.	Ford	2 170	6.6%	+361.7%
TOTAL		32 816		+306.7%

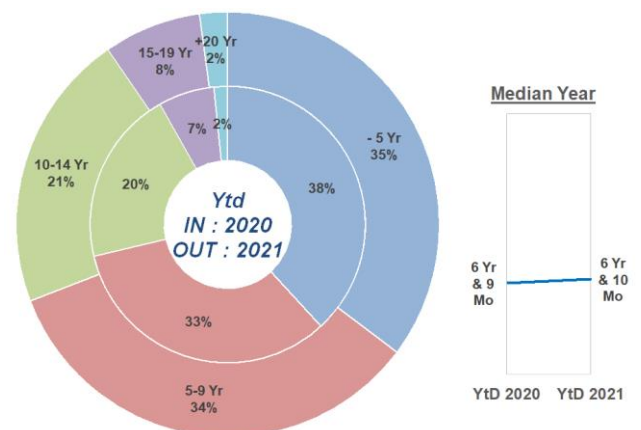
Year to Date

Rank	Brand	Count	Share	YTD Change
1.	Volkswagen	14 299	10.7%	+38.0%
2.	BMW	13 689	10.3%	+40.2%
3.	Mercedes-Benz	11 973	9.0%	+36.7%
4.	Opel	10 963	8.2%	+29.2%
5.	Ford	8 933	6.7%	+25.6%
TOTAL		133 349		+34.6%

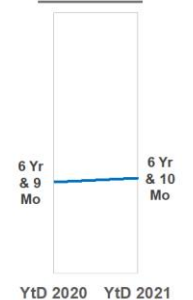
Par carburant – Per brandstof



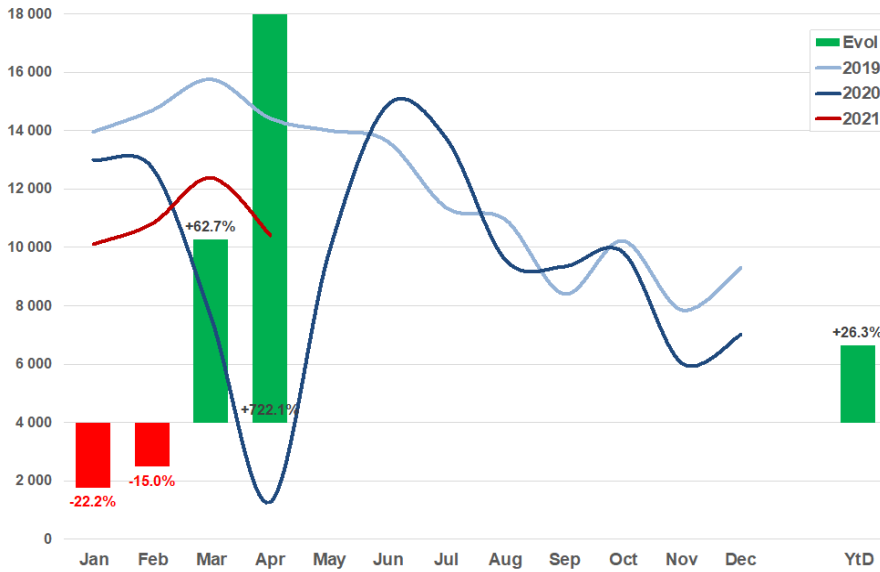
Par âge – Per leeftijd



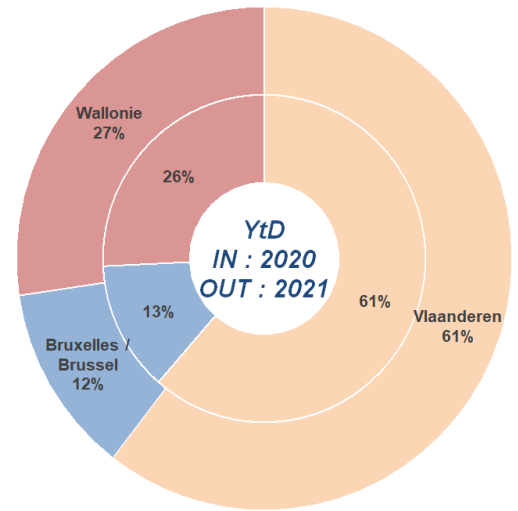
Median Year



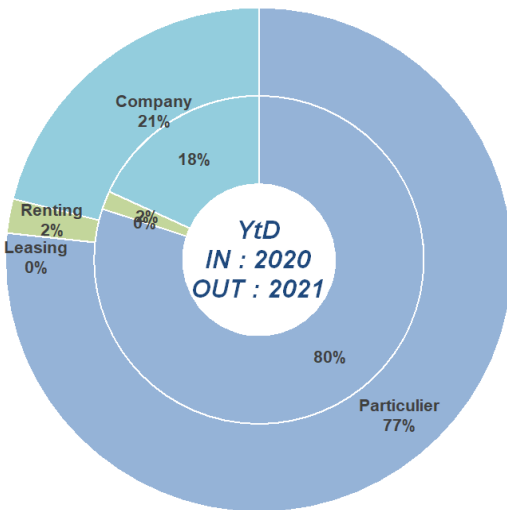
Marché – Markt



Par région – Per regio



Par type – Per type



Par marque – Per merk

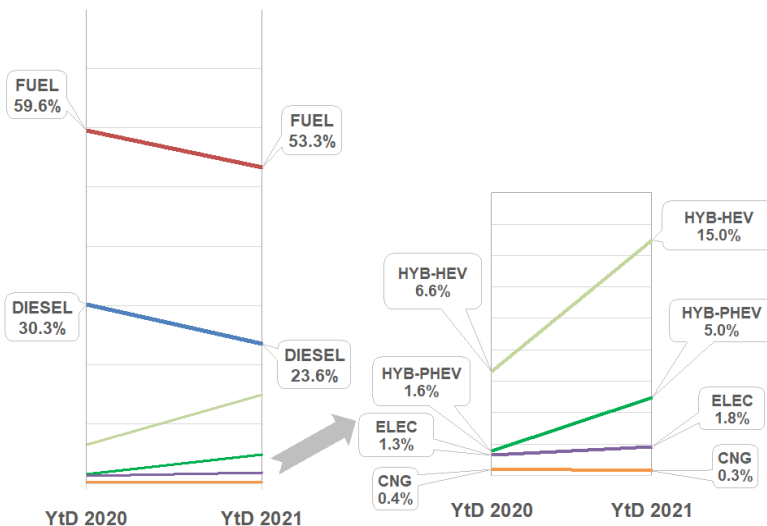
Mois / Maand

Rank	Brand	Sales	Share (%)	Change (%)
1.	Peugeot	1 008	9.7%	+1 007.7%
2.	Renault	868	8.3%	+1 636.0%
3.	BMW	803	7.7%	+503.8%
4.	Volkswagen	784	7.5%	+600.0%
5.	Dacia	691	6.6%	+873.2%
TOTAL		10 424		+722.1%

Year to Date

Rank	Brand	Sales	Share (%)	Change (%)
1.	Peugeot	4 114	9.4%	+57.7%
2.	Volkswagen	3 486	8.0%	+14.0%
3.	Citroen	2 869	6.6%	+10.1%
4.	Renault	2 844	6.5%	+19.5%
5.	BMW	2 741	6.3%	+50.3%
TOTAL		43 755		+26.3%

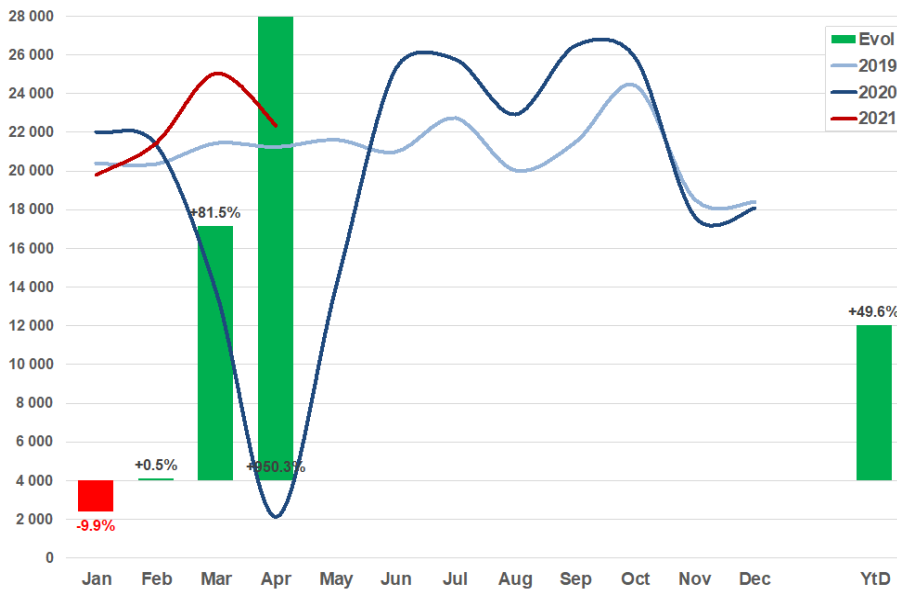
Par carburant – Per brandstof



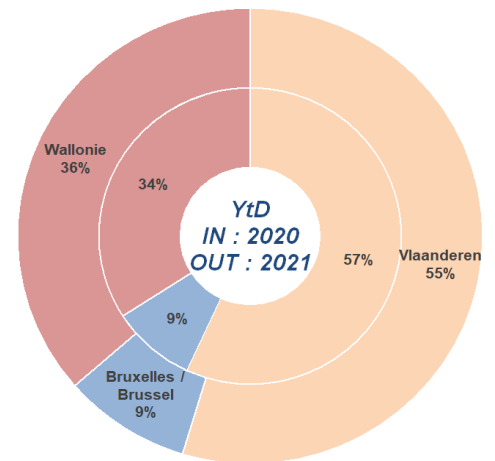
Par émissions CO2 – Per CO2 uitstoot



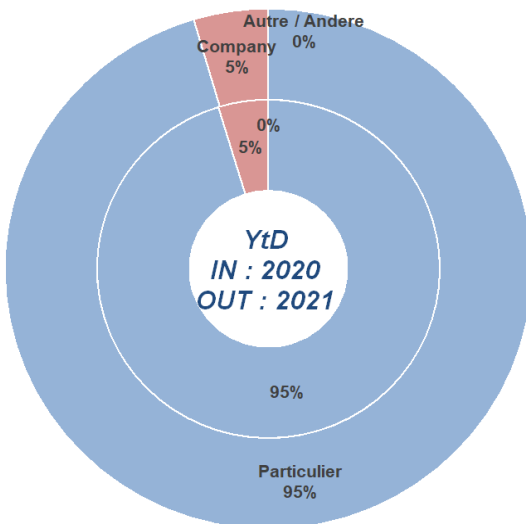
Marché – Markt



Par région – Per regio



Par type – Per type



Par marque – Per merk

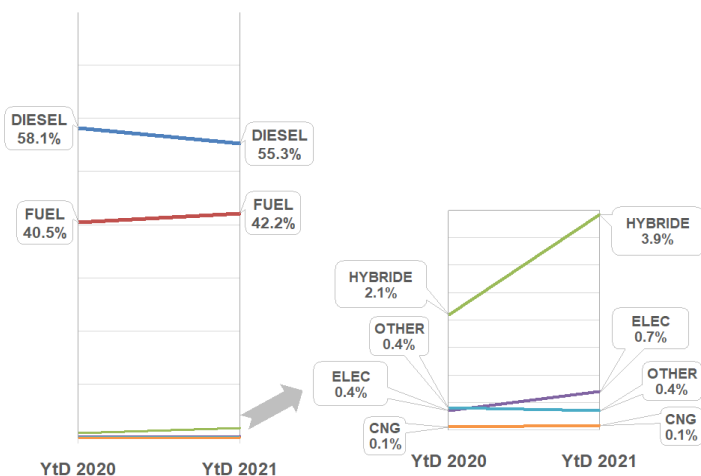
Mois / Maand

Rank	Brand	Volume	Share	Change
1.	Volkswagen	2 756	12.3%	+902.2%
2.	BMW	1 937	8.7%	+947.0%
3.	Opel	1 573	7.0%	+941.7%
4.	Peugeot	1 561	7.0%	+976.6%
5.	Renault	1 508	6.7%	+813.9%
TOTAL		22 382		+950.3%

Year to Date

Rank	Brand	Volume	Share	Change
1.	Volkswagen	11 226	12.6%	+46.6%
2.	BMW	7 576	8.5%	+64.6%
3.	Opel	6 467	7.3%	+38.1%
4.	Peugeot	6 091	6.9%	+45.1%
5.	Renault	5 852	6.6%	+36.7%
TOTAL		88 769		+49.6%

Par carburant – Per brandstof



Par âge – Per leeftijd

