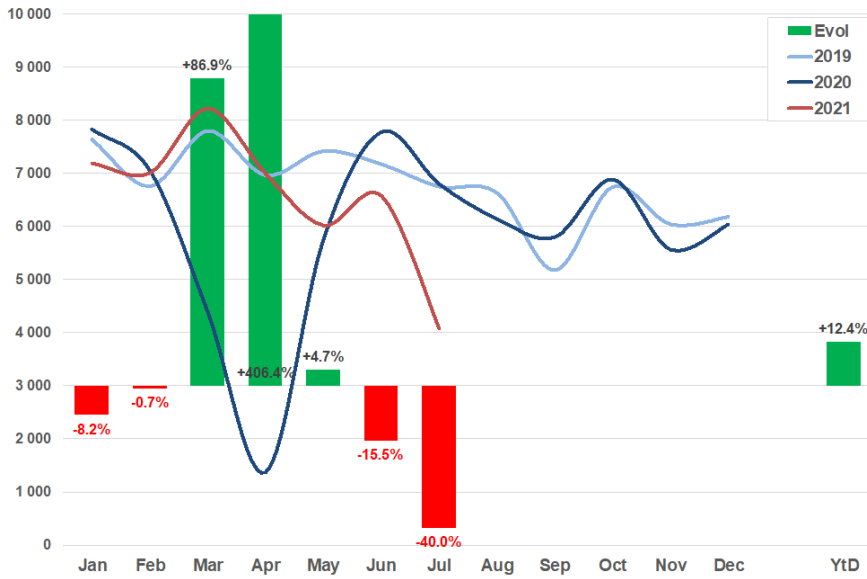
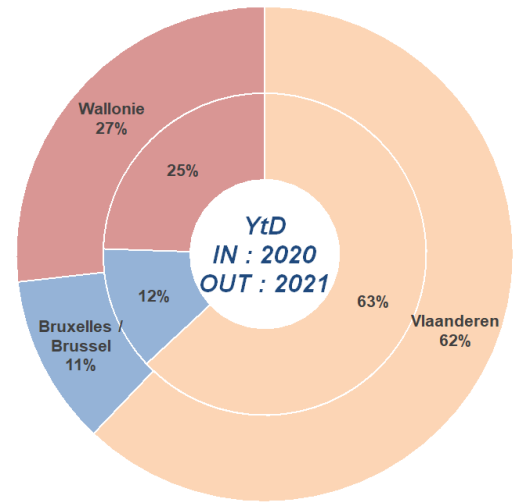


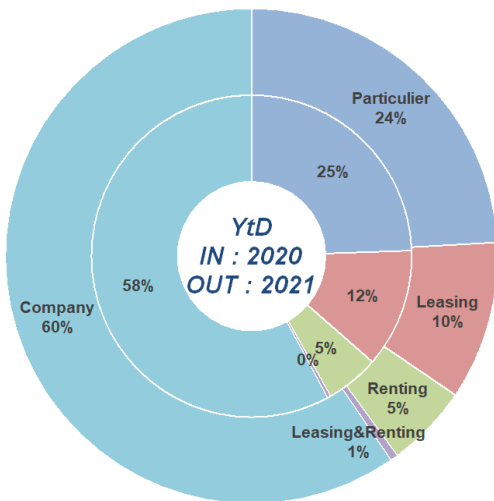
Marché – Markt



Par région – Per regio



Par type – Per type



Par marque – Per merk

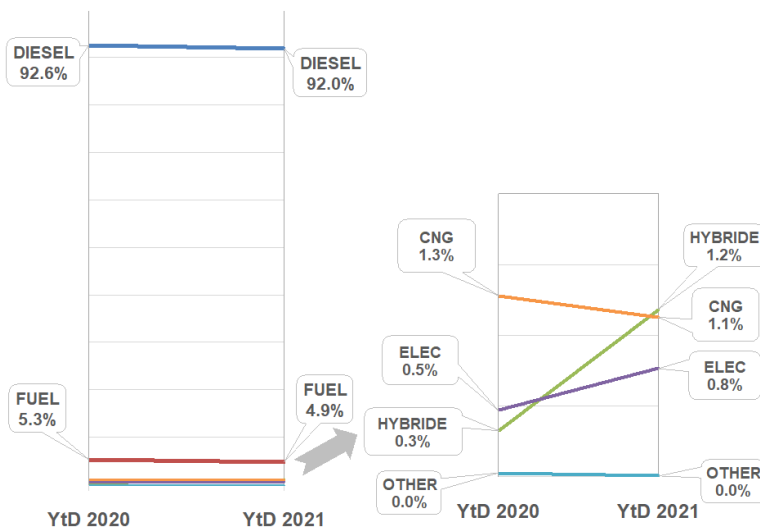
Mois / Maand

Rank	Brand	Volume	Share (%)	YTD Change (%)
1.	Mercedes-Benz	571	14.0%	-39.1%
2.	Peugeot	555	13.6%	-42.4%
3.	Renault	529	13.0%	-33.5%
4.	Ford	376	9.2%	-54.8%
5.	Volkswagen	343	8.4%	-58.1%
TOTAL		4 081		-40.0%

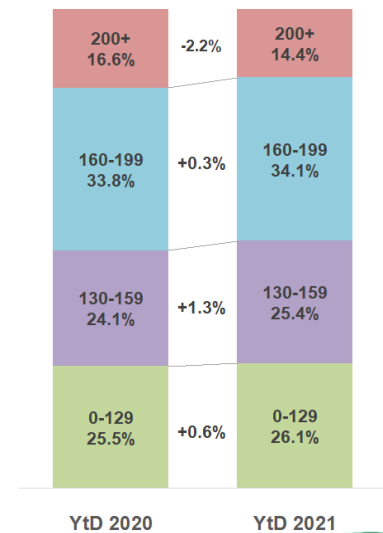
Year to Date

Rank	Brand	Volume	Share (%)	YTD Change (%)
1.	Renault	7 043	15.3%	+18.7%
2.	Ford	7 004	15.2%	+8.6%
3.	Peugeot	6 631	14.4%	+28.4%
4.	Citroen	4 620	10.0%	+5.1%
5.	Mercedes-Benz	4 425	9.6%	+1.8%
TOTAL		46 117		+12.4%

Par carburant – Per brandstof



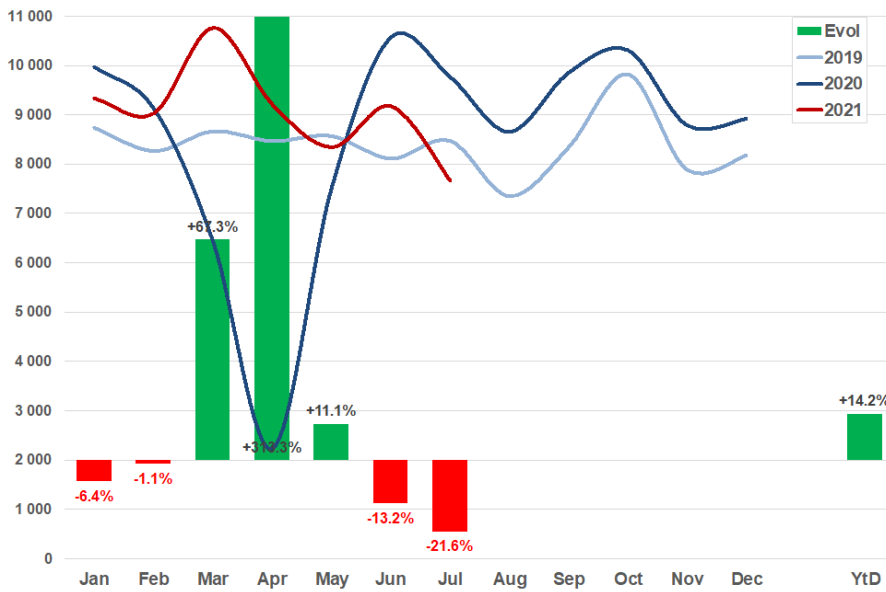
Par émissions CO2 – Per CO2 uitstoot



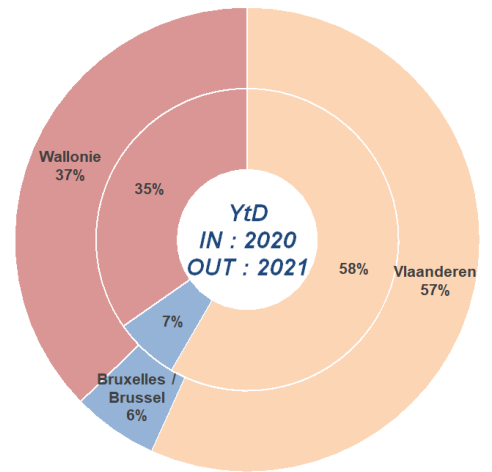
Utilitaires légers d'occasion / Tweedehandse lichte bedrijfsvoertuigen

BEL / 2021 - 07

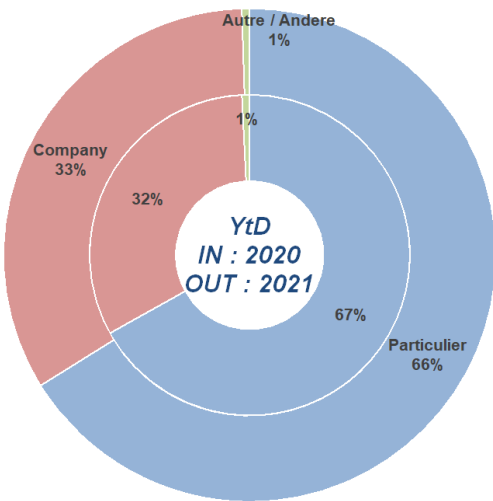
Marché – Markt



Par région – Per regio



Par type – Per type



Par marque – Per merk

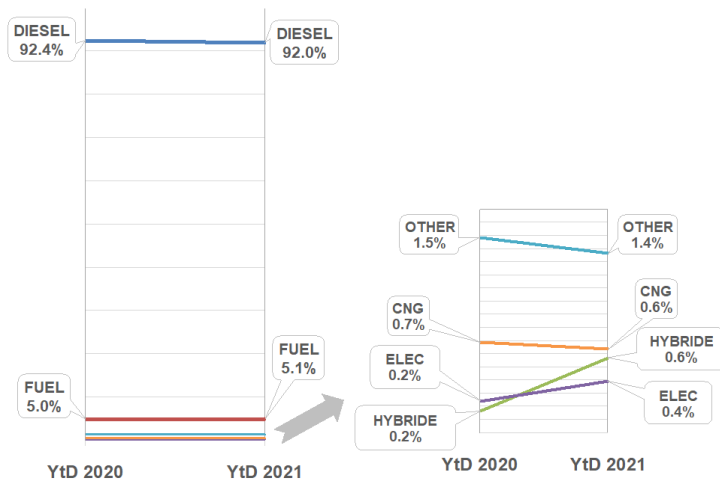
Mois / Maand

1. Citroen	1 071	14.0%	-24.7%
2. Mercedes-Benz	1 056	13.8%	-15.0%
3. Peugeot	966	12.6%	-20.6%
4. Volkswagen	764	10.0%	-25.1%
5. Renault	763	10.0%	-23.7%
TOTAL	7 666		-21.6%

Year to Date

1. Citroen	9 202	14.5%	+12.7%
2. Peugeot	8 135	12.8%	+19.1%
3. Mercedes-Benz	8 033	12.6%	+16.8%
4. Renault	6 657	10.5%	+7.4%
5. Volkswagen	6 431	10.1%	+13.2%
TOTAL	63 559		+14.2%

Par carburant – Per brandstof



Par âge – Per leeftijd

